

What the CRaC...

SUPERFAST JVM STARTUP

ABOUTME.



Gerrit Grunwald | Developer Advocate | Azul |  @hansolo_

JAVAVIS

GREAT...

VIBRANT

COMMUNITY...

HUNDREDS OF

JUGS...

THOUSANDS OF
FOSS PROJECTS...



JAVA VIRTUAL

MACHINE


HOW DOES

IT WORK...

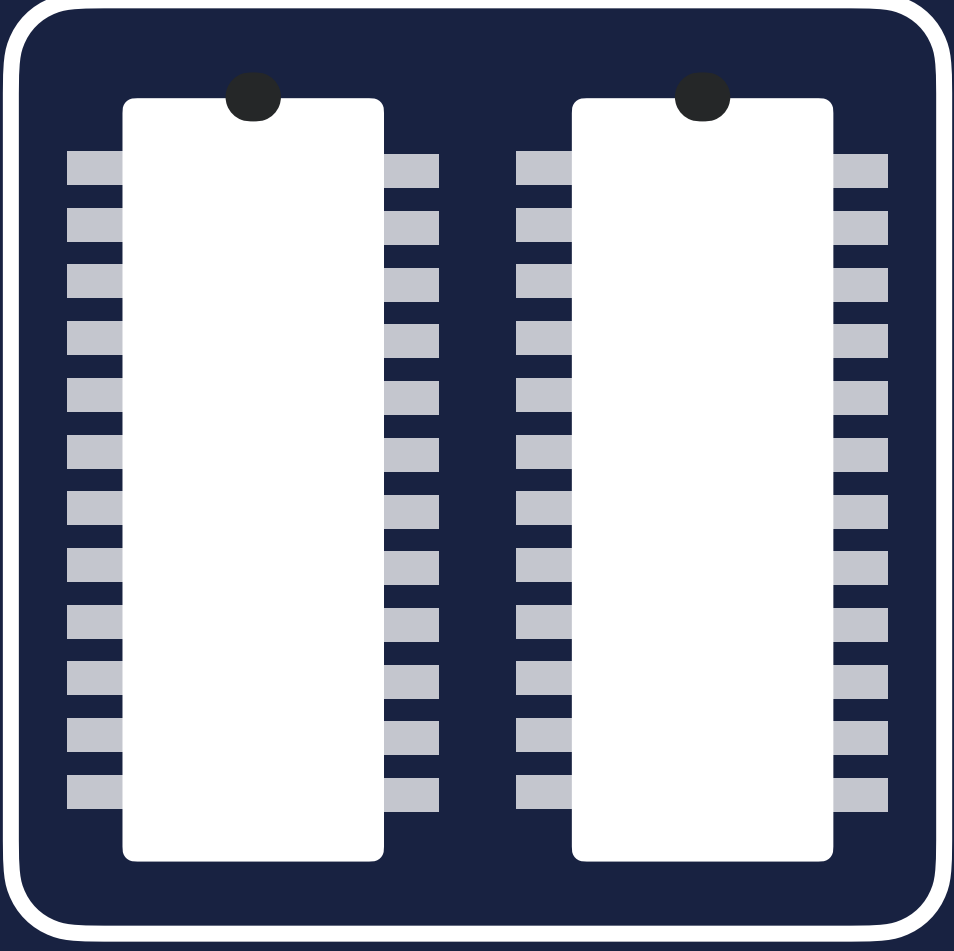





BYTE CODE



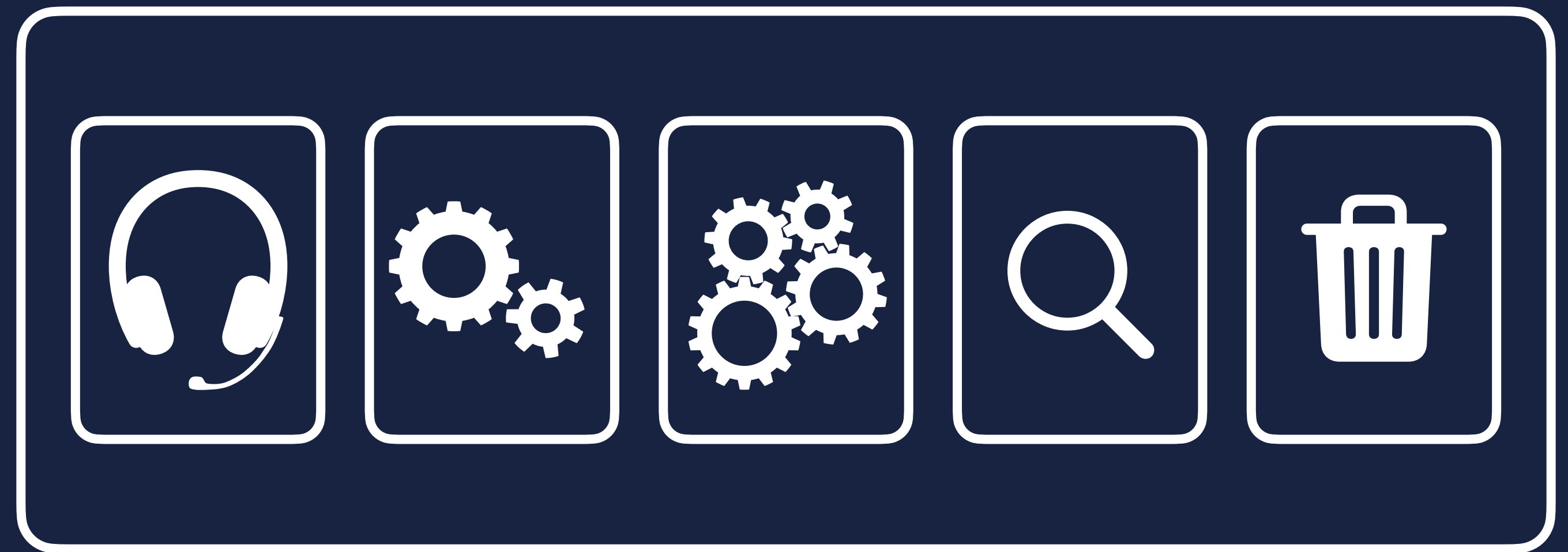
CLASS LOADER



JVM MEMORY



JVM MEMORY



EXECUTION ENGINE

EXECUTION ENGINE



Interpreter



C1 JIT
Compiler
(client)



C2 JIT
Compiler
(server)



Profiler



Garbage
Collector

EXECUTION ENGINE

Tiered compilation



Interpreter



C1 JIT
Compiler
(client)



C2 JIT
Compiler
(server)



Profiler



Garbage
Collector

DEFAULT SINCE JDK 8

EXECUTION ENGINE

Tiered compilation



Interpreter



C1 JIT
Compiler
(client)



C2 JIT
Compiler
(server)



Profiler



Garbage
Collector

DEFAULT SINCE JDK 8

Converts ByteCode into
instruction set of CPU



INTERPRETER

Detects hot spots by
counting method calls and
loop back edges



JVM


THRESHOLD
REACHED
(1000 in JDK 17)

Pass the "hot" code
to C1 JIT Compiler



JVM

Compiles code as quickly
as possible with low optimisation



C1 JIT
COMPILER

Compiles code as quickly
as possible with low optimisation

Profiles the running code
(detecting hot code)



C1 JIT
COMPILER


THRESHOLD
REACHED
(5000 in JDK 17)



JVM

Pass the "hot" code
to C2 JIT Compiler

Compiles code with best
optimisation possible (slower)



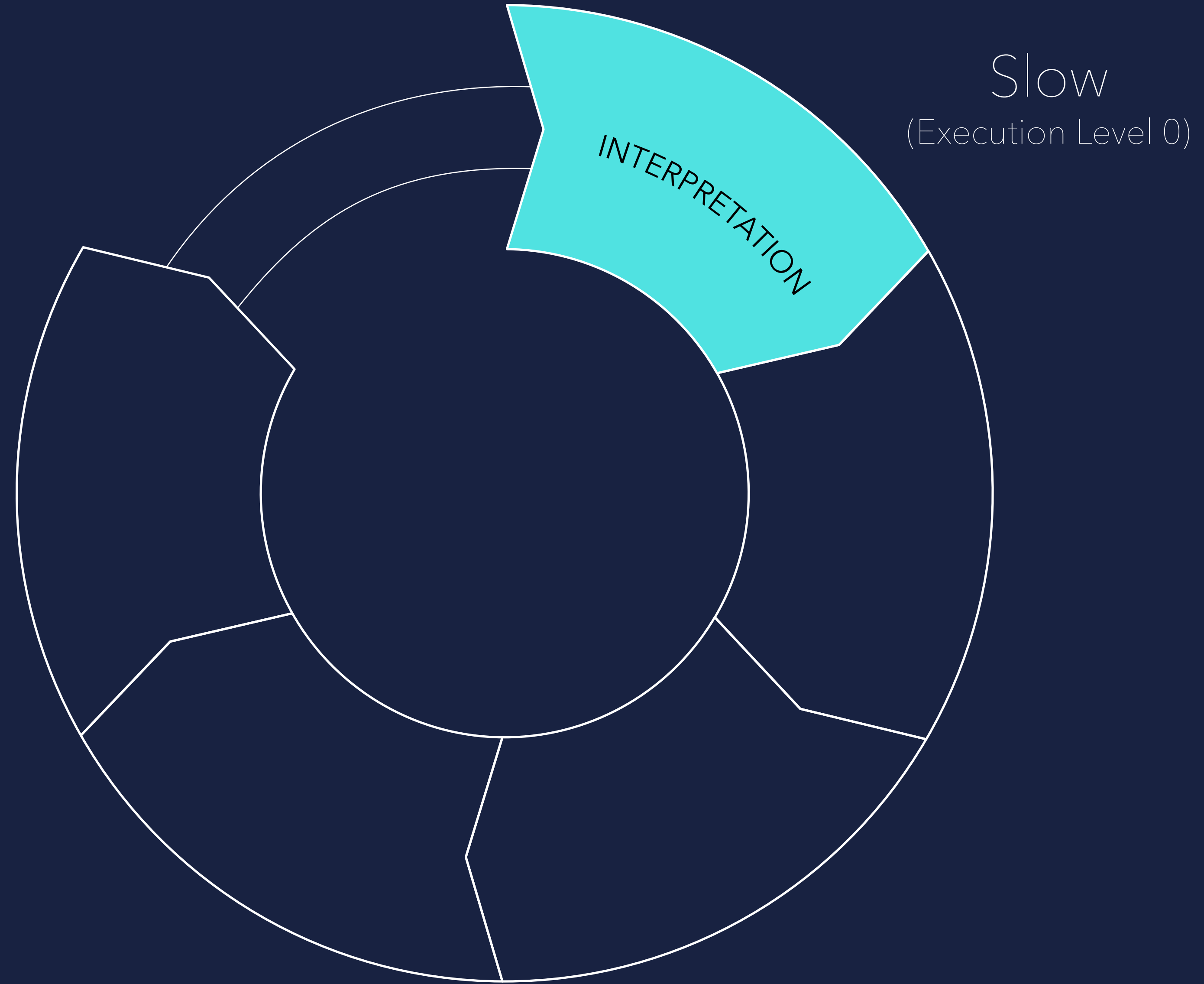
JVM

C2 JIT
COMPILER

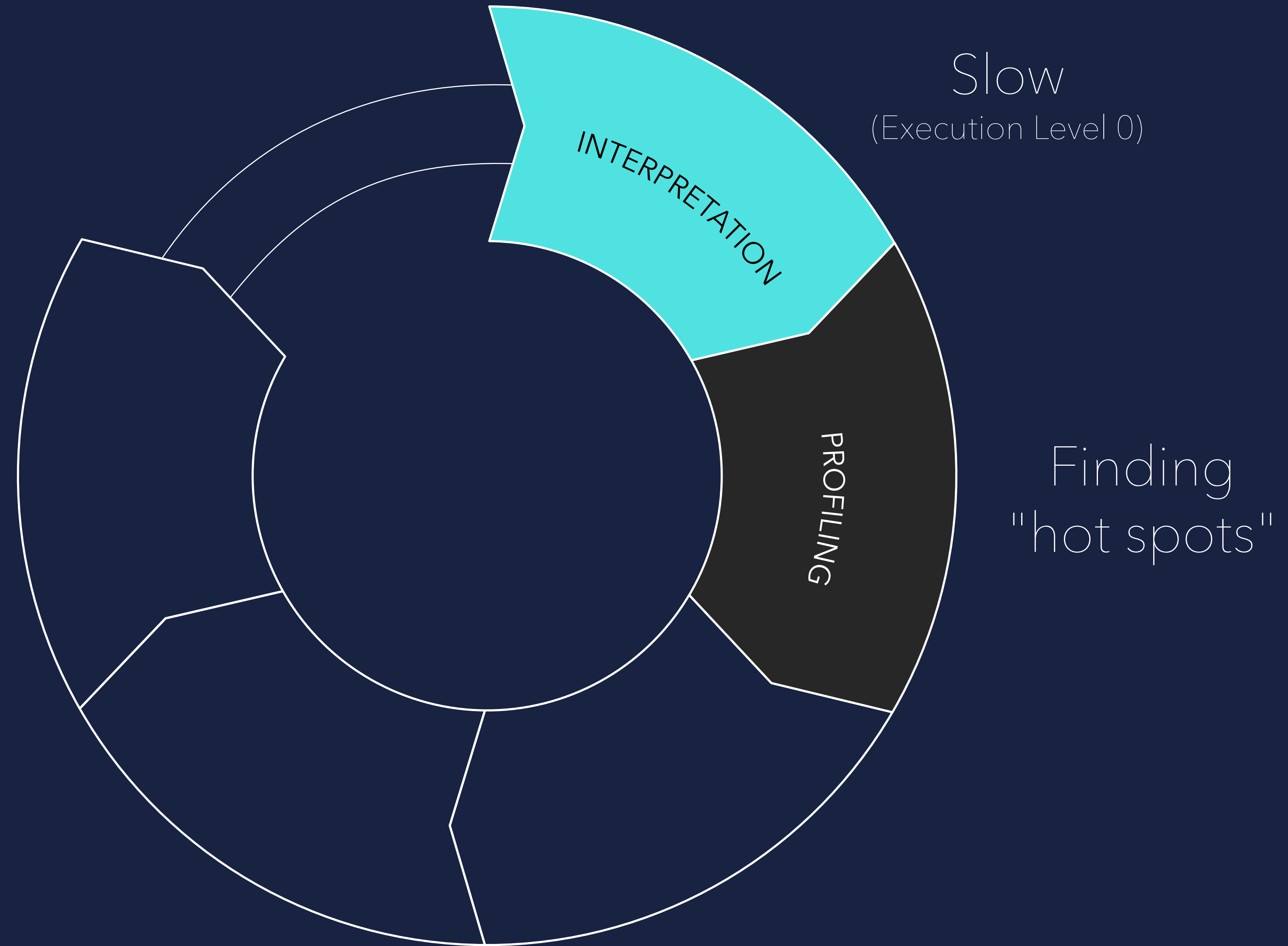
EXECUTION

CYCLE

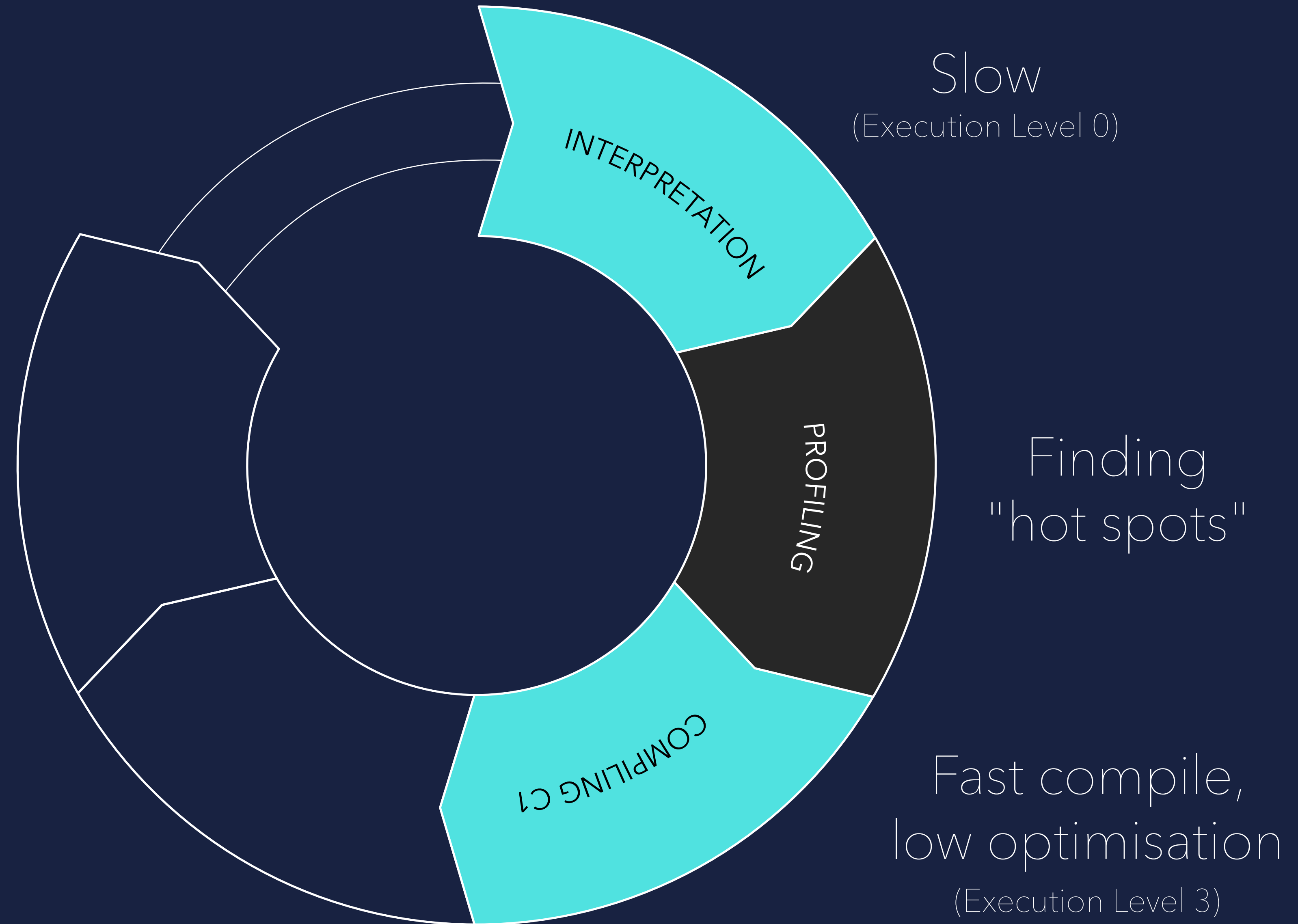
EXECUTION CYCLE



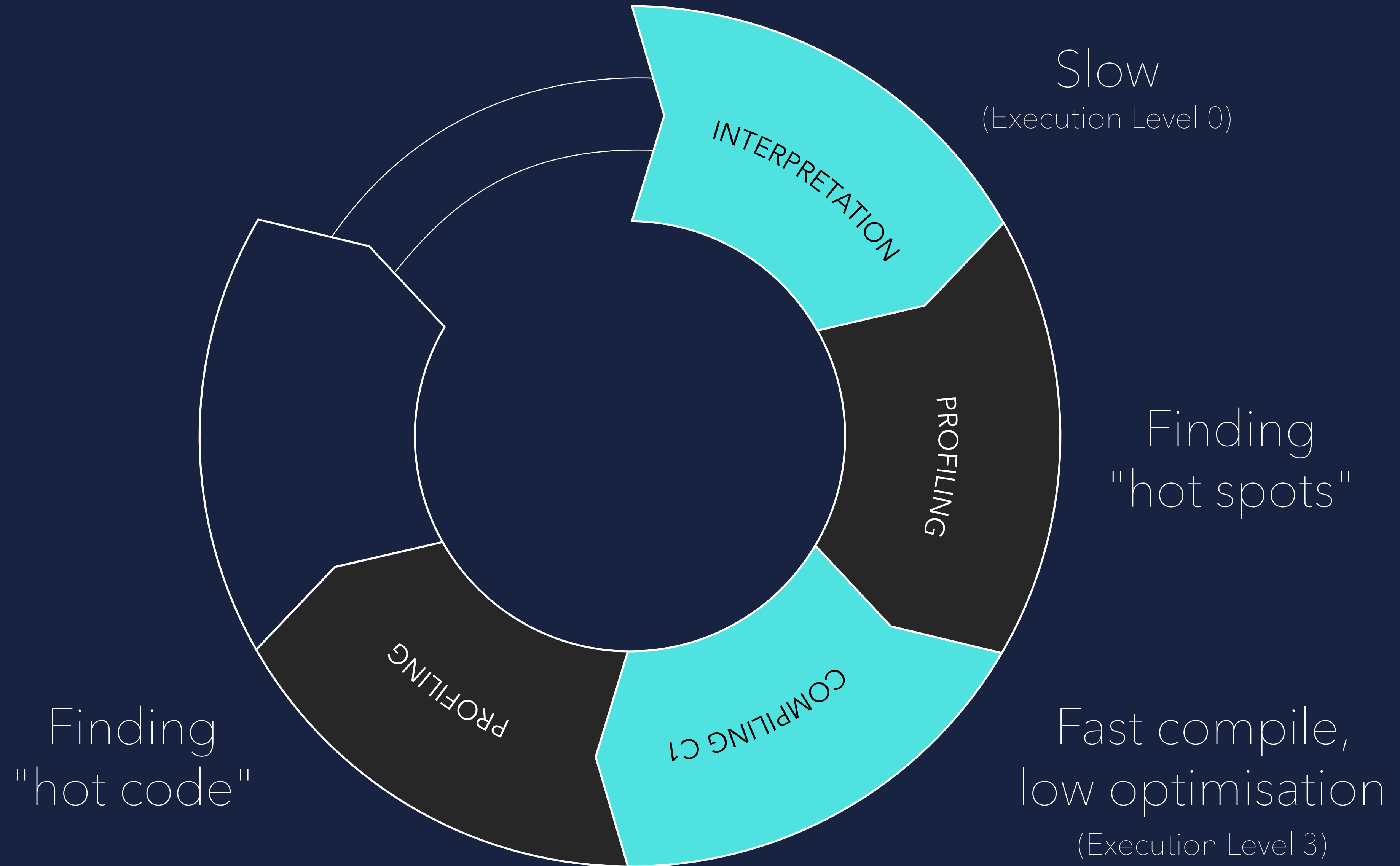
EXECUTION CYCLE



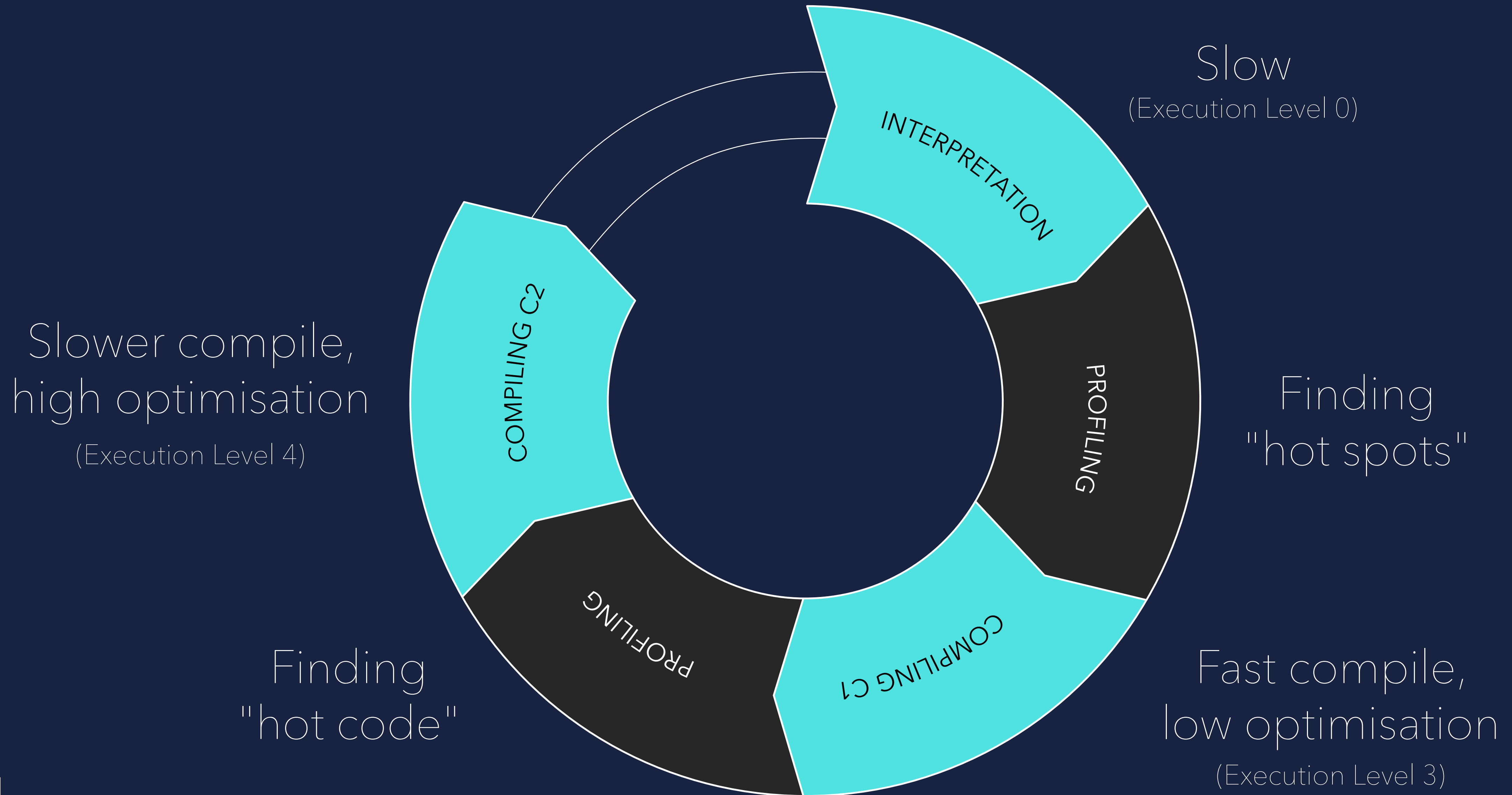
EXECUTION CYCLE



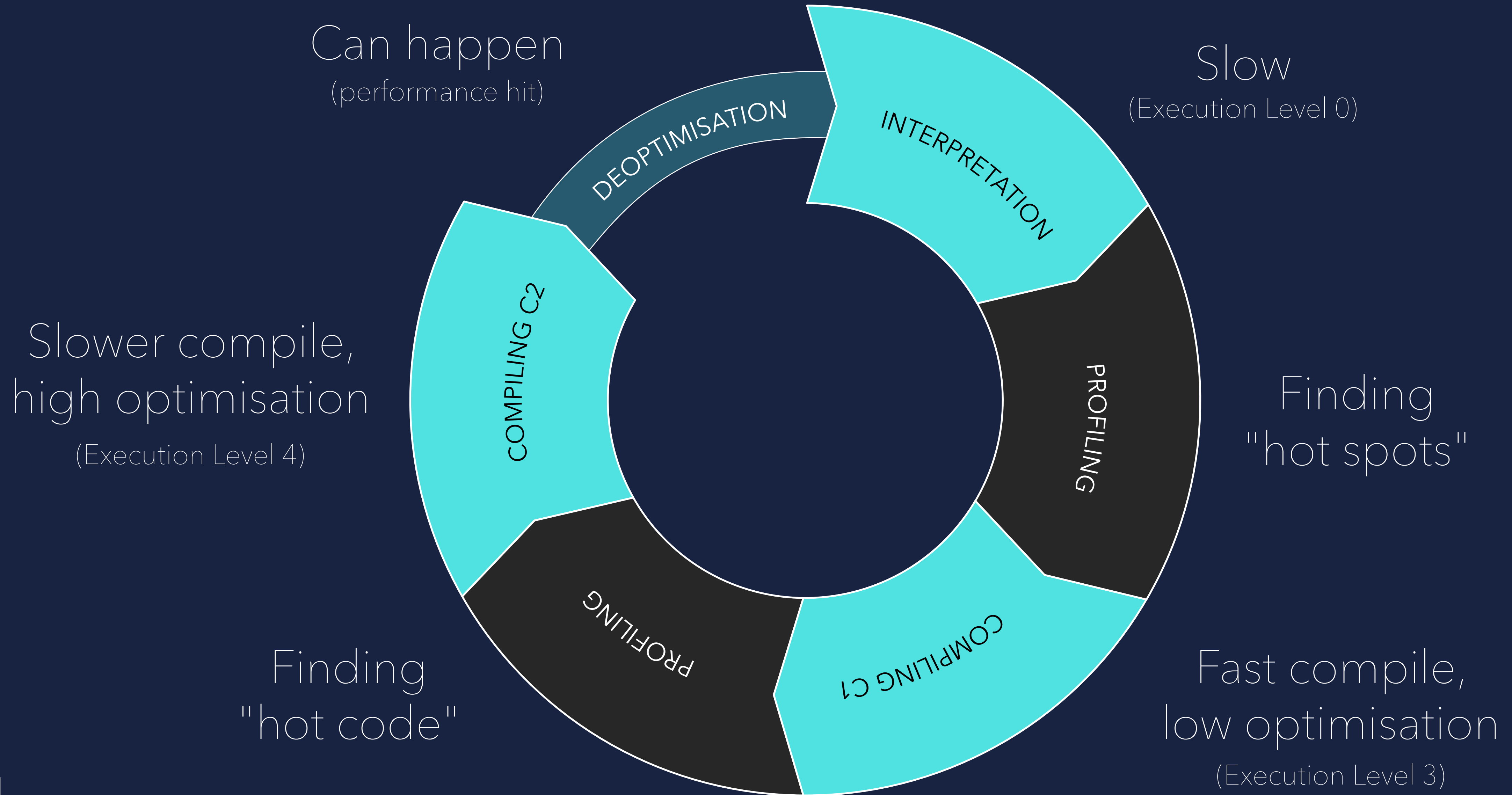
EXECUTION CYCLE



EXECUTION CYCLE



EXECUTION CYCLE

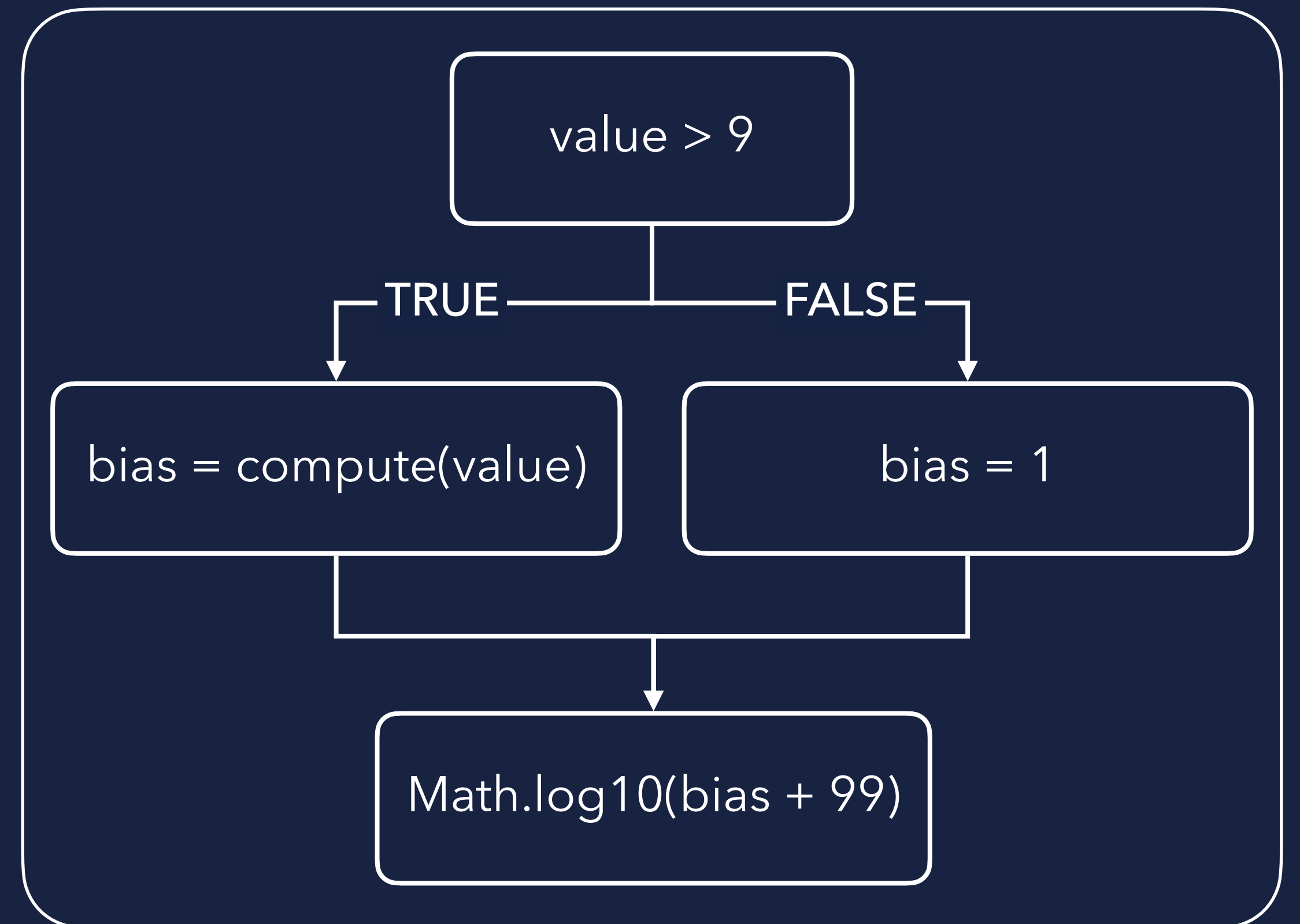


DEOPTIMISATION

DEOPTIMISATION

e.g. BRANCH ANALYSIS

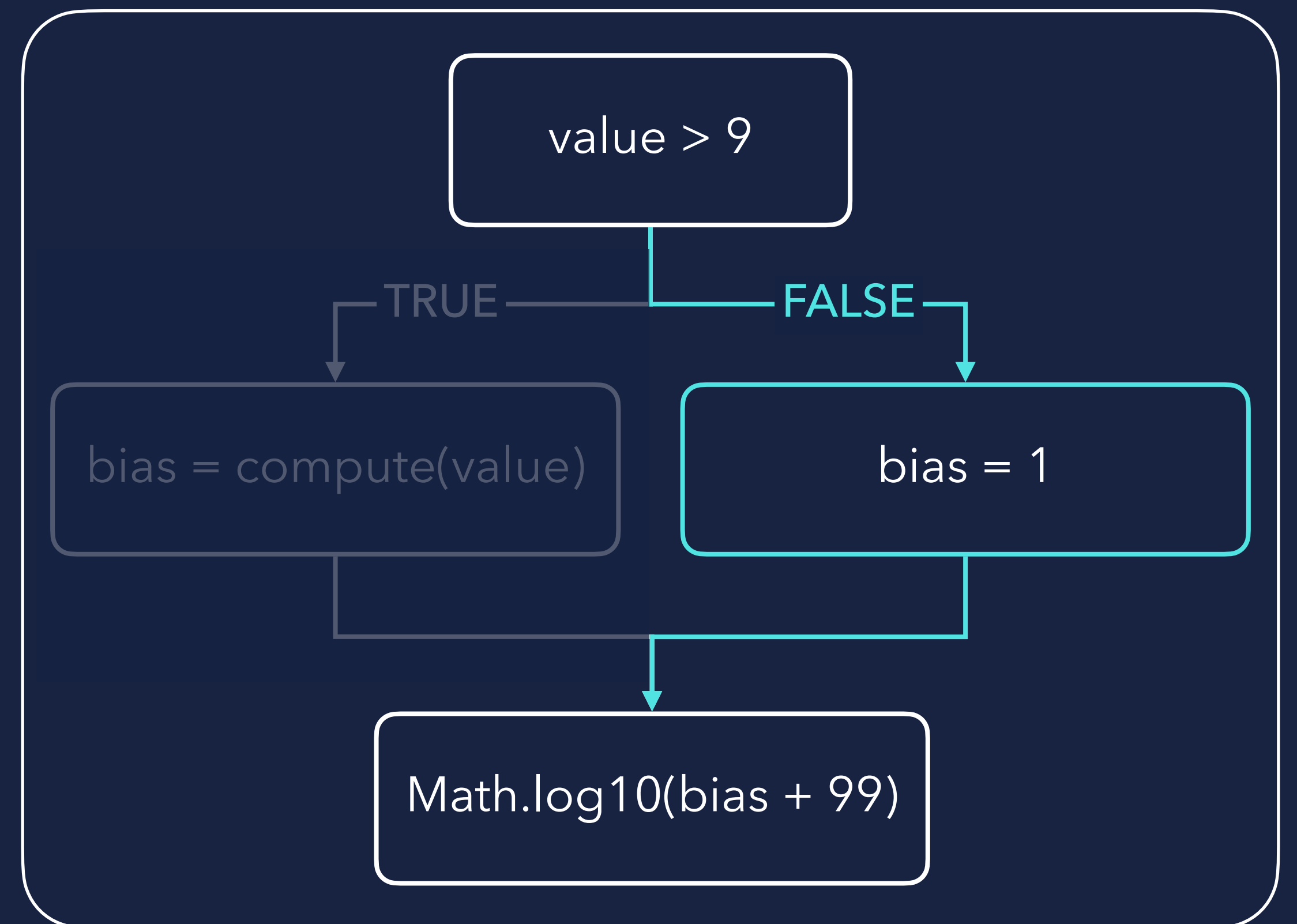
```
int computeMagnitude(int value) {  
    int bias;  
    if (value > 9) {  
        bias = compute(value);  
    } else {  
        bias = 1;  
    }  
    return Math.log10(bias + 99);  
}
```



DEOPTIMISATION

e.g. BRANCH ANALYSIS

```
int computeMagnitude(int value) {  
    int bias;  
    if (value > 9) {  
        bias = compute(value);  
    } else {  
        bias = 1;  
    }  
    return Math.log10(bias + 99);  
}
```

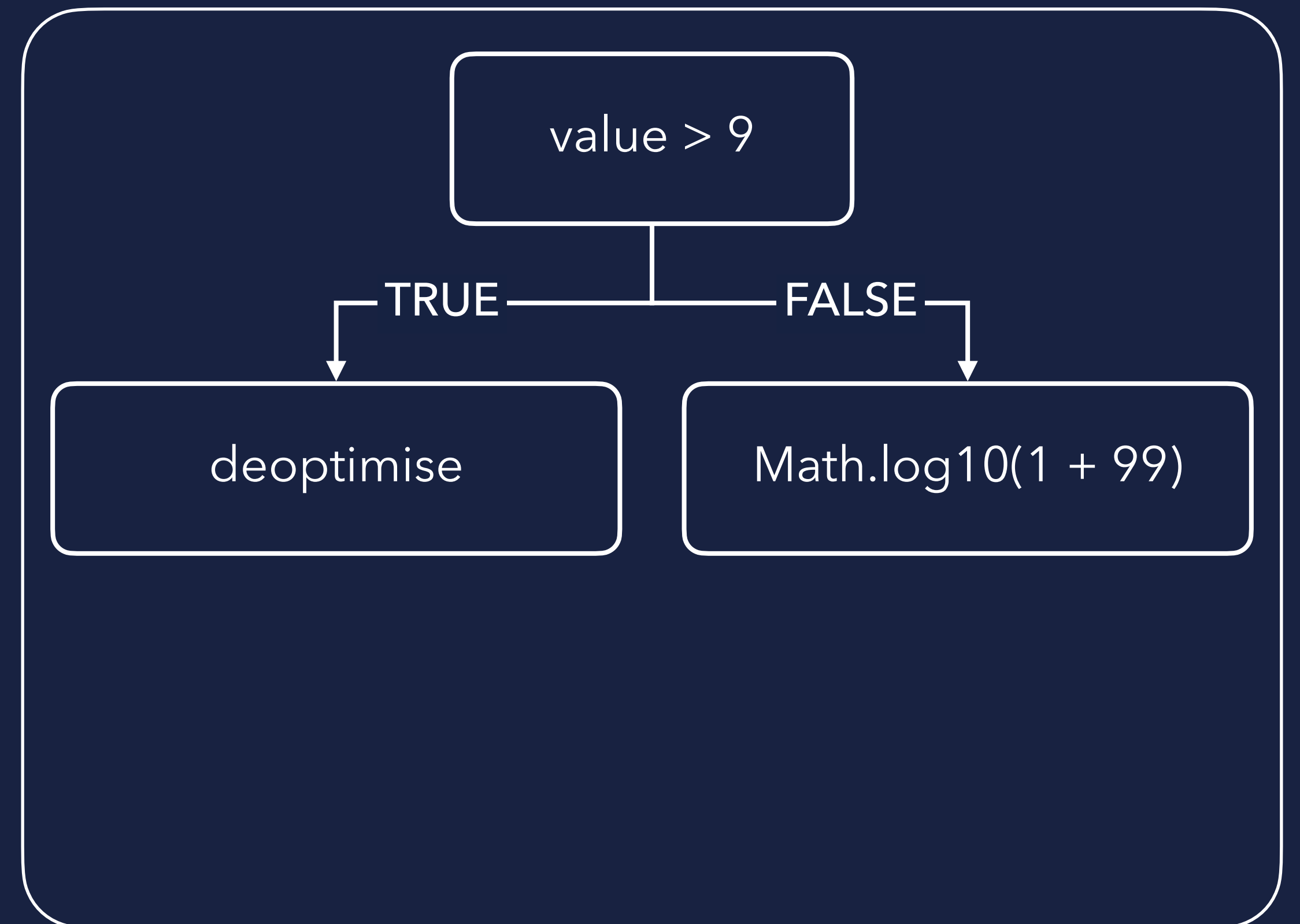


Value was never greater than 9

DEOPTIMISATION

e.g. BRANCH ANALYSIS

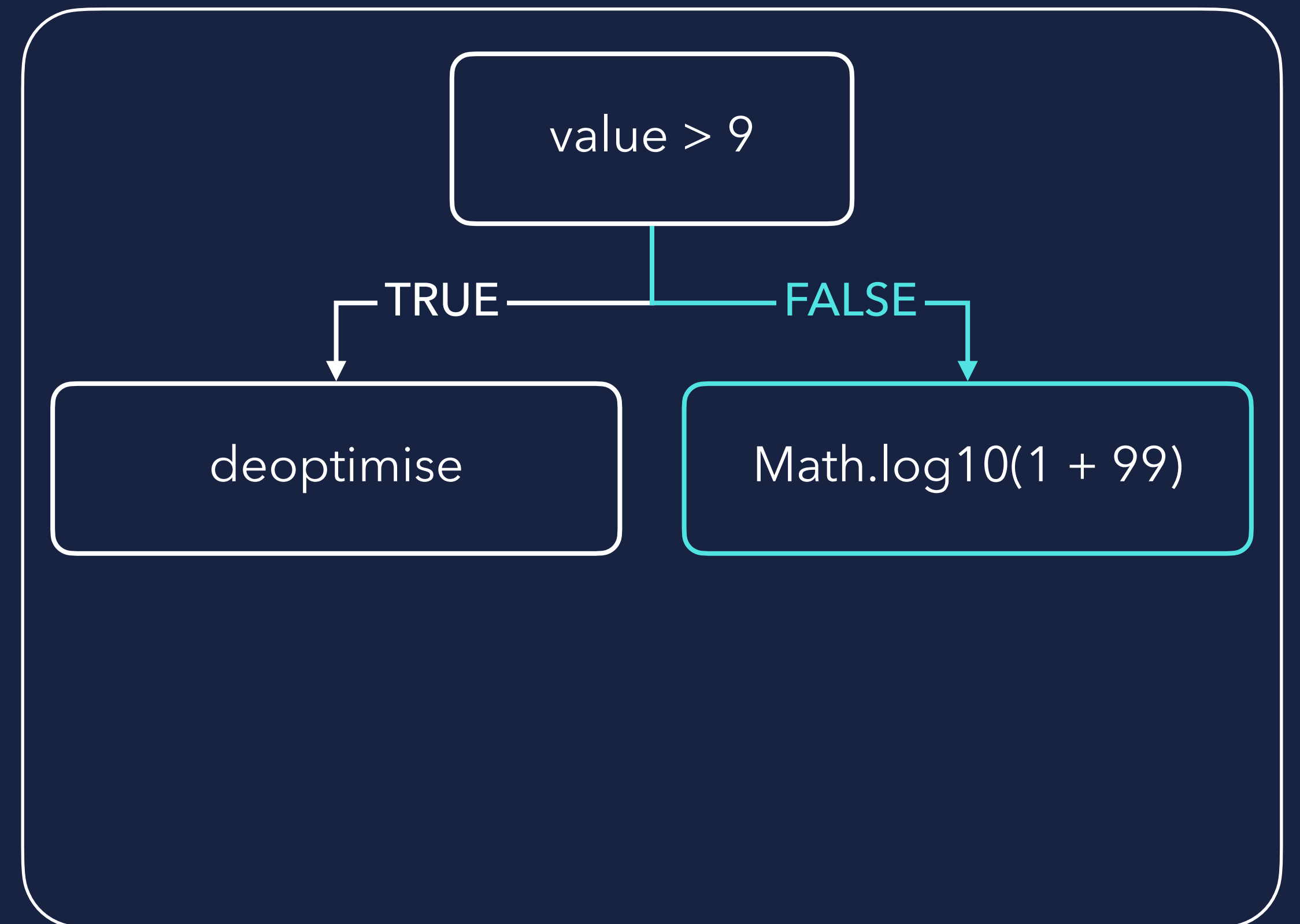
```
int computeMagnitude(int value) {  
    if (value > 9) {  
        uncommonTrap();  
    }  
    int bias = 1;  
    return Math.log10(bias + 99);  
}
```



DEOPTIMISATION

e.g. BRANCH ANALYSIS

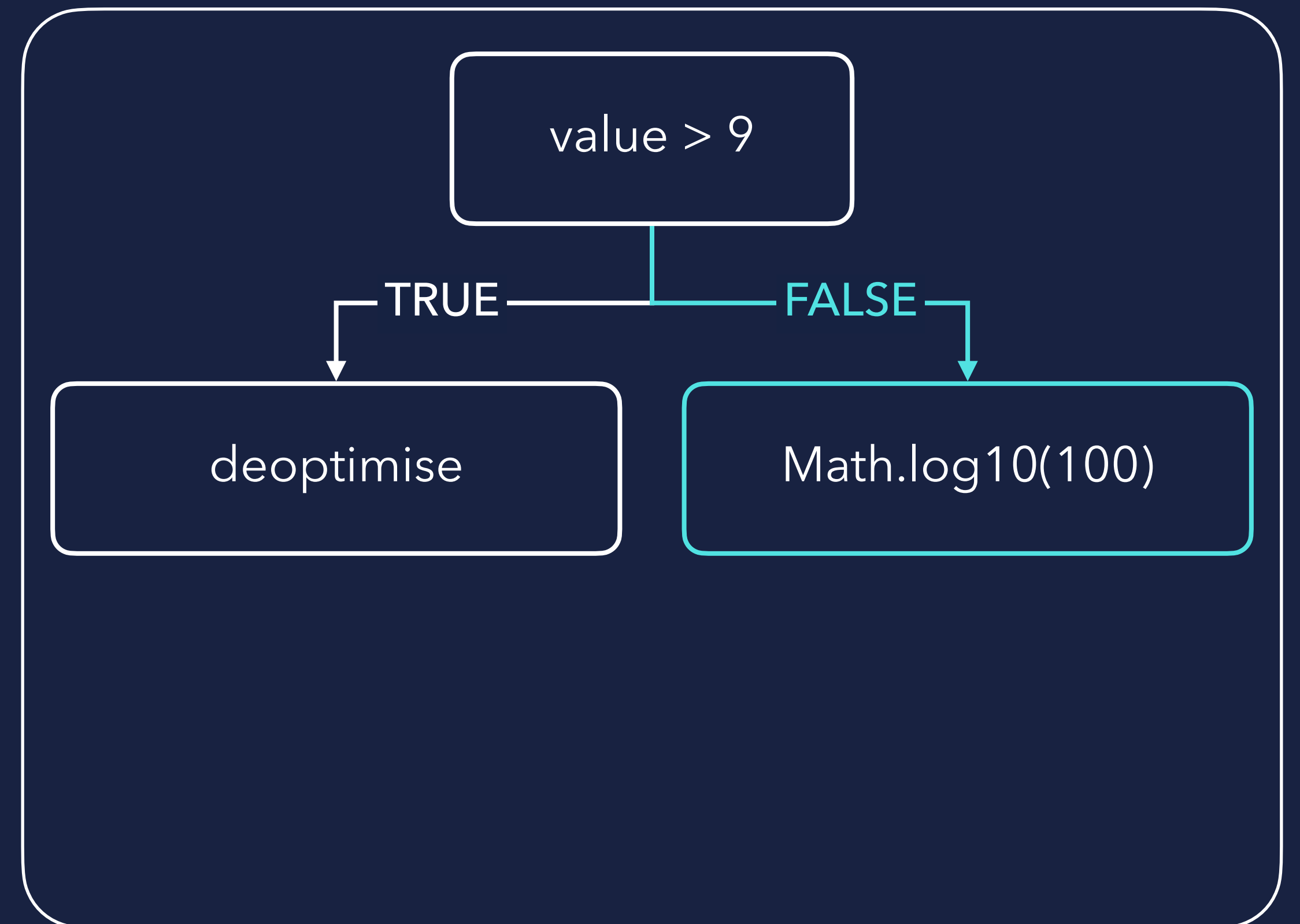
```
int computeMagnitude(int value) {  
    if (value > 9) {  
        uncommonTrap();  
    }  
    int bias = 1;  
    return Math.log10(bias + 99);  
}
```



DEOPTIMISATION

e.g. BRANCH ANALYSIS

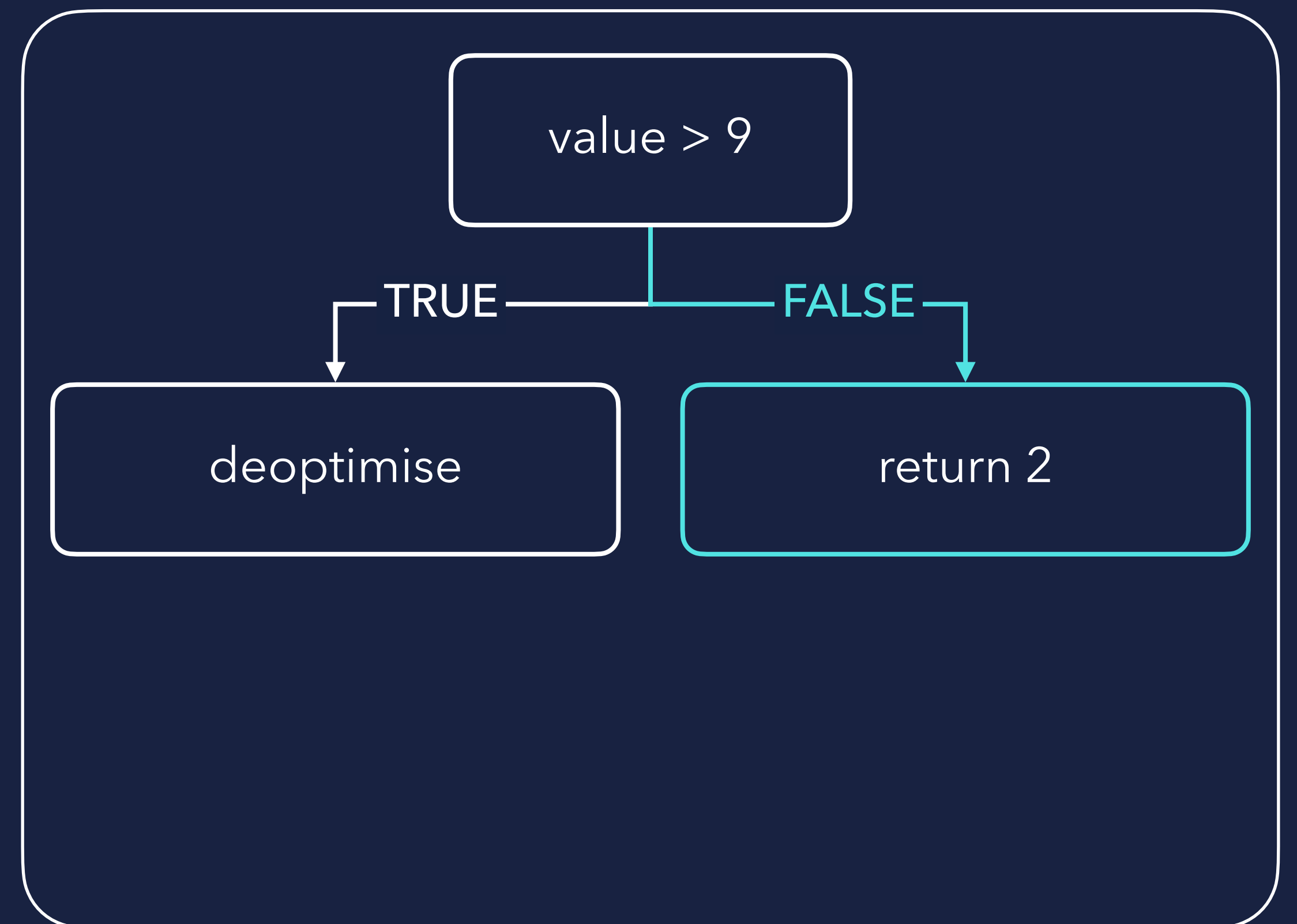
```
int computeMagnitude(int value) {  
  if (value > 9) {  
    uncommonTrap();  
  }  
  return Math.log10(100);  
}
```



DEOPTIMISATION

e.g. BRANCH ANALYSIS

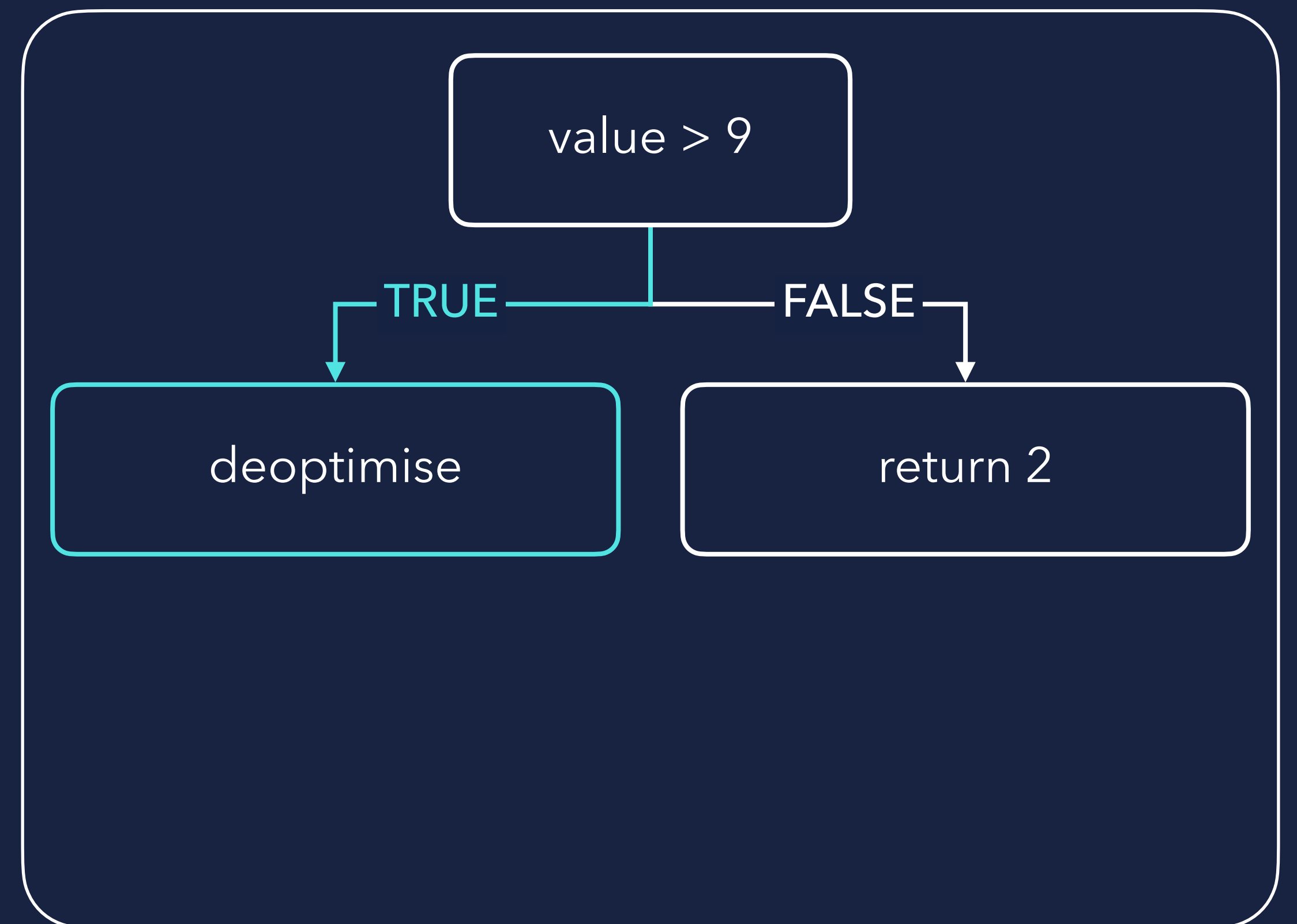
```
int computeMagnitude(int value) {  
  if (value > 9) {  
    uncommonTrap();  
  }  
  return 2;  
}
```



DEOPTIMISATION

e.g. BRANCH ANALYSIS

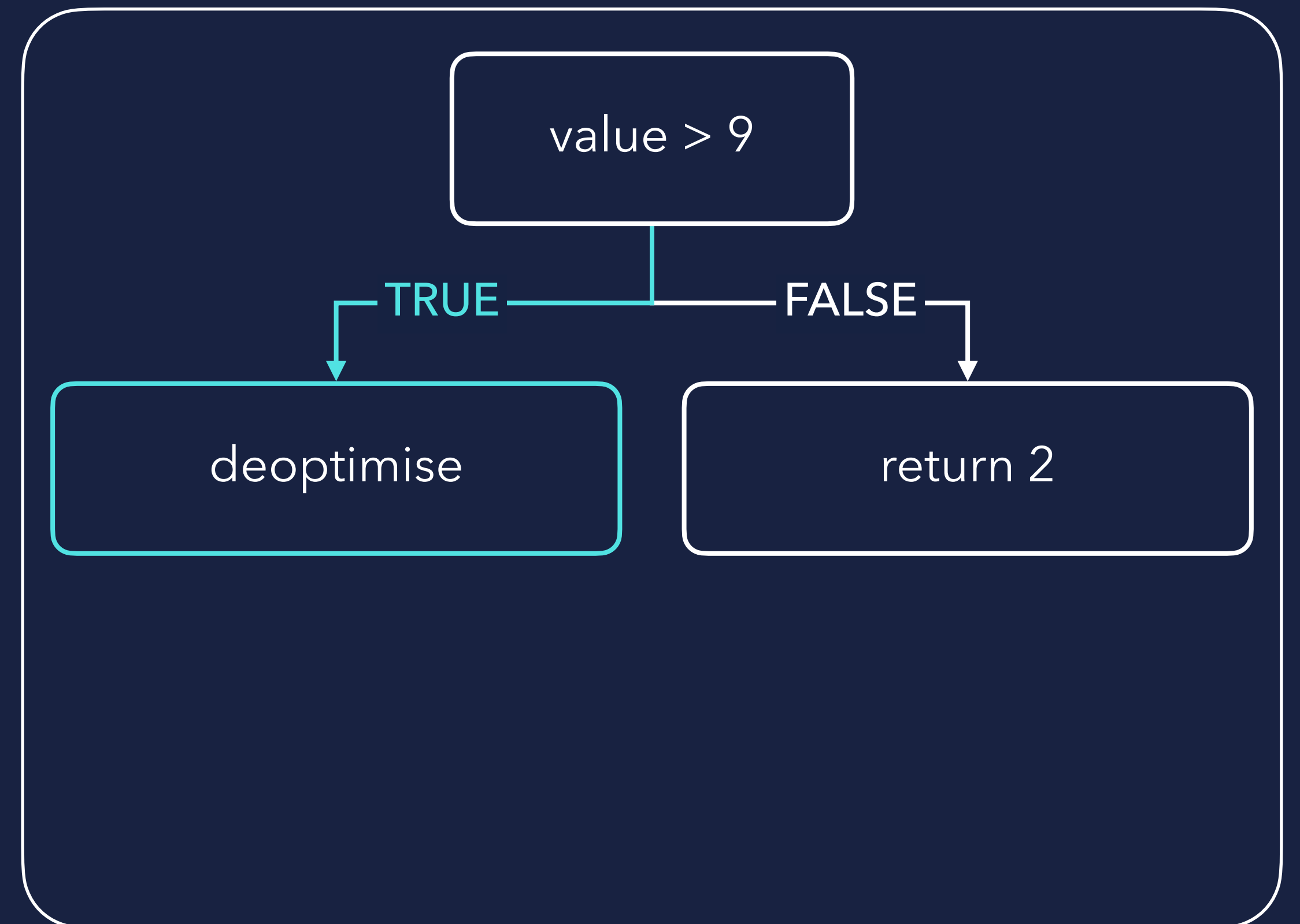
```
int computeMagnitude(int value) {  
  if (value > 9) {  
    uncommonTrap();  
  }  
  return 2;  
}
```



DEOPTIMISATION

e.g. BRANCH ANALYSIS

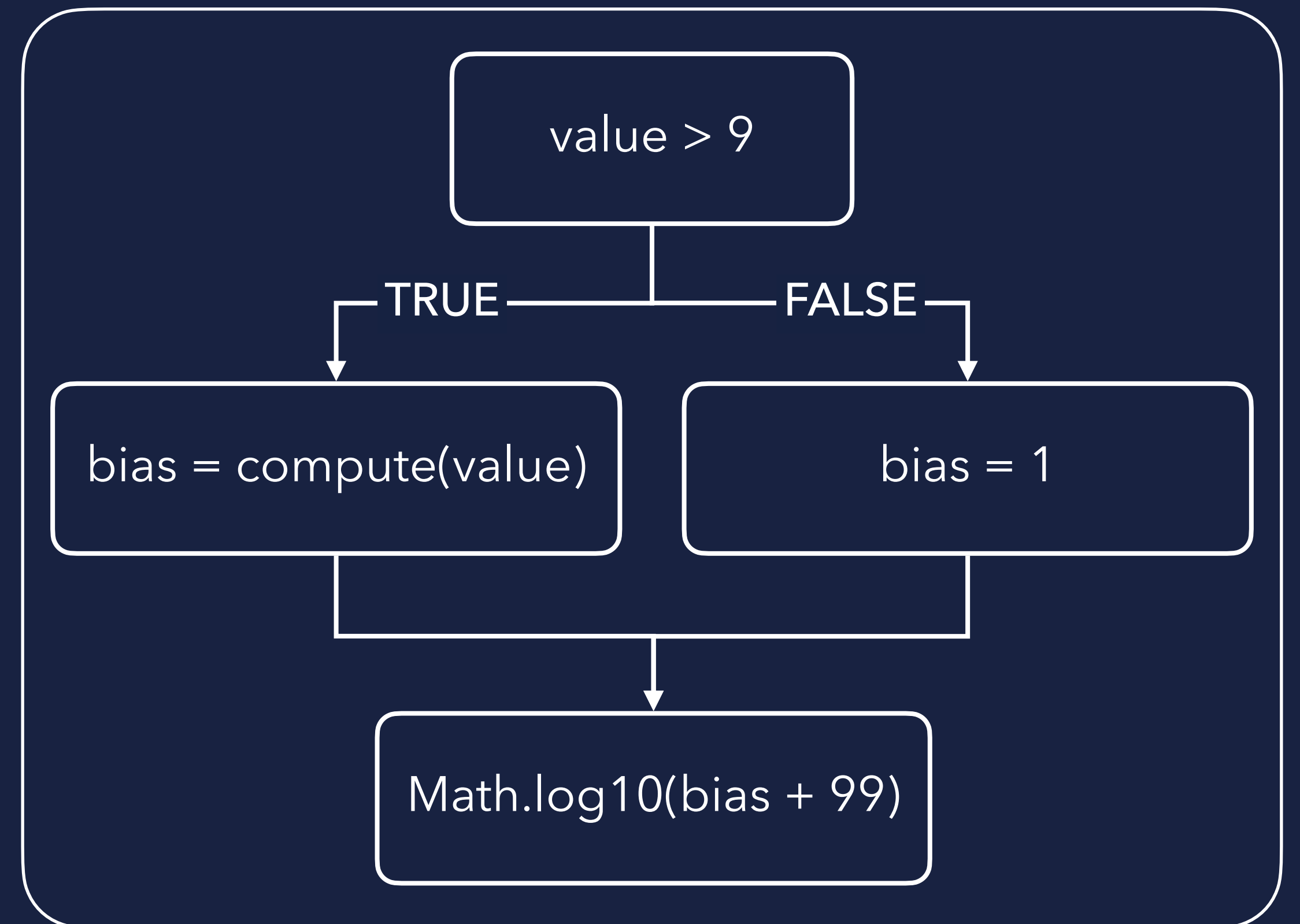
```
int computeMagnitude(int value) {  
  if (value > 9) {  
    uncommonTrap();  
  }  
  return 2;  
}
```



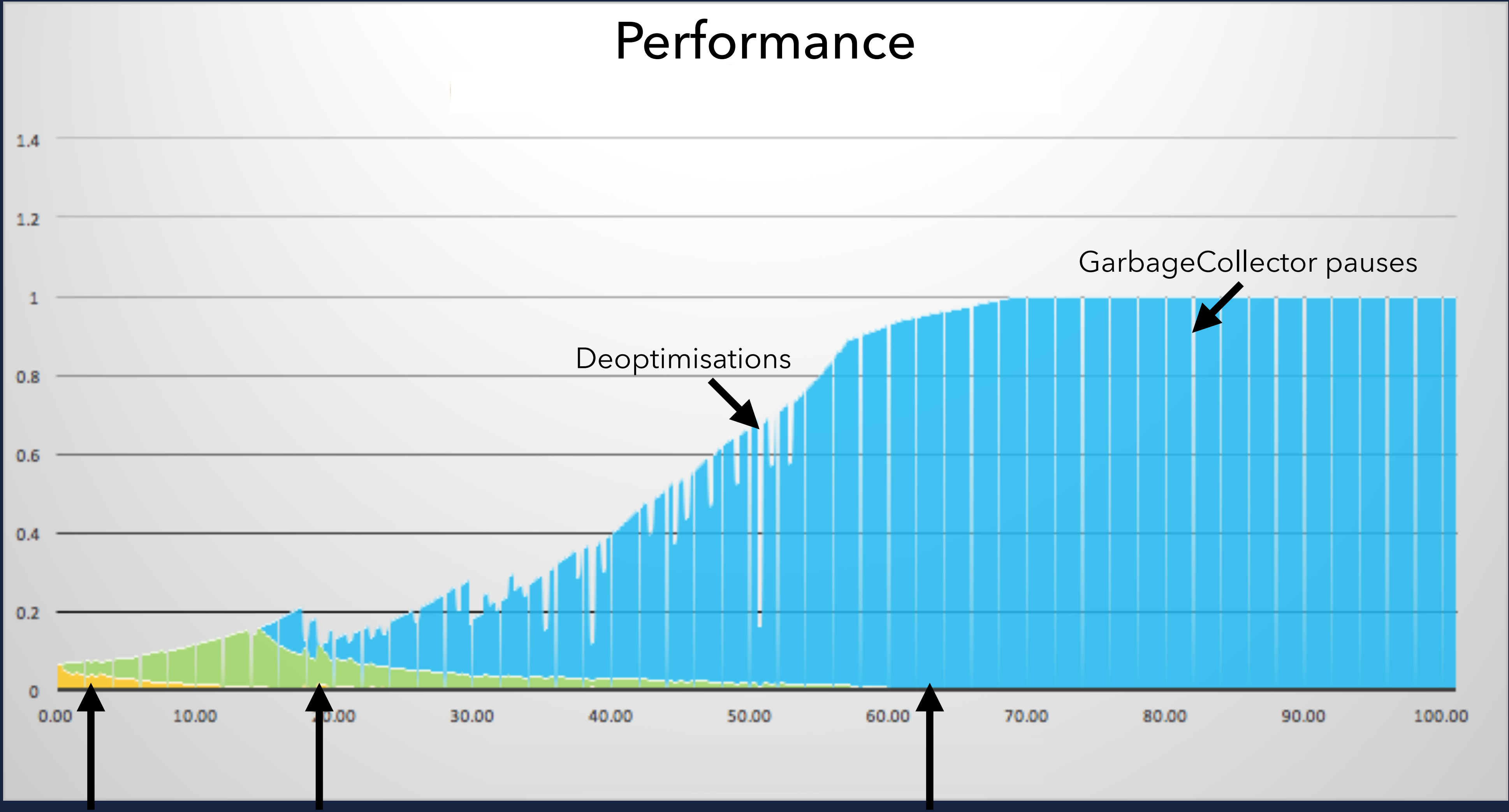
DEOPTIMISATION

e.g. BRANCH ANALYSIS

```
int computeMagnitude(int value) {  
    int bias;  
    if (value > 9) {  
        bias = compute(value);  
    } else {  
        bias = 1;  
    }  
    return Math.log10(bias + 99);  
}
```



JVM PERFORMANCE GRAPH



JVM

STARTUP

JVM STARTUP

FAST

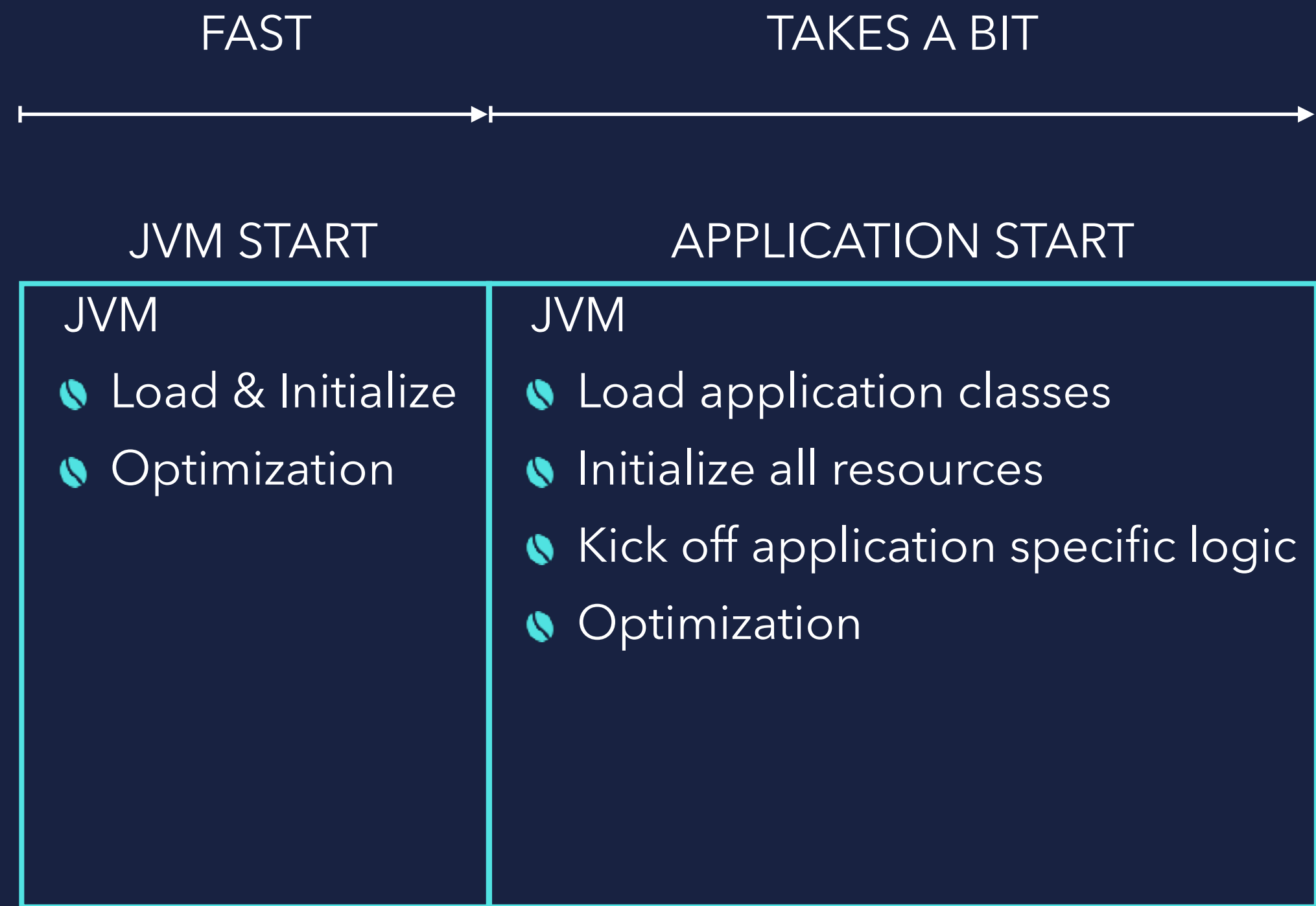


JVM START

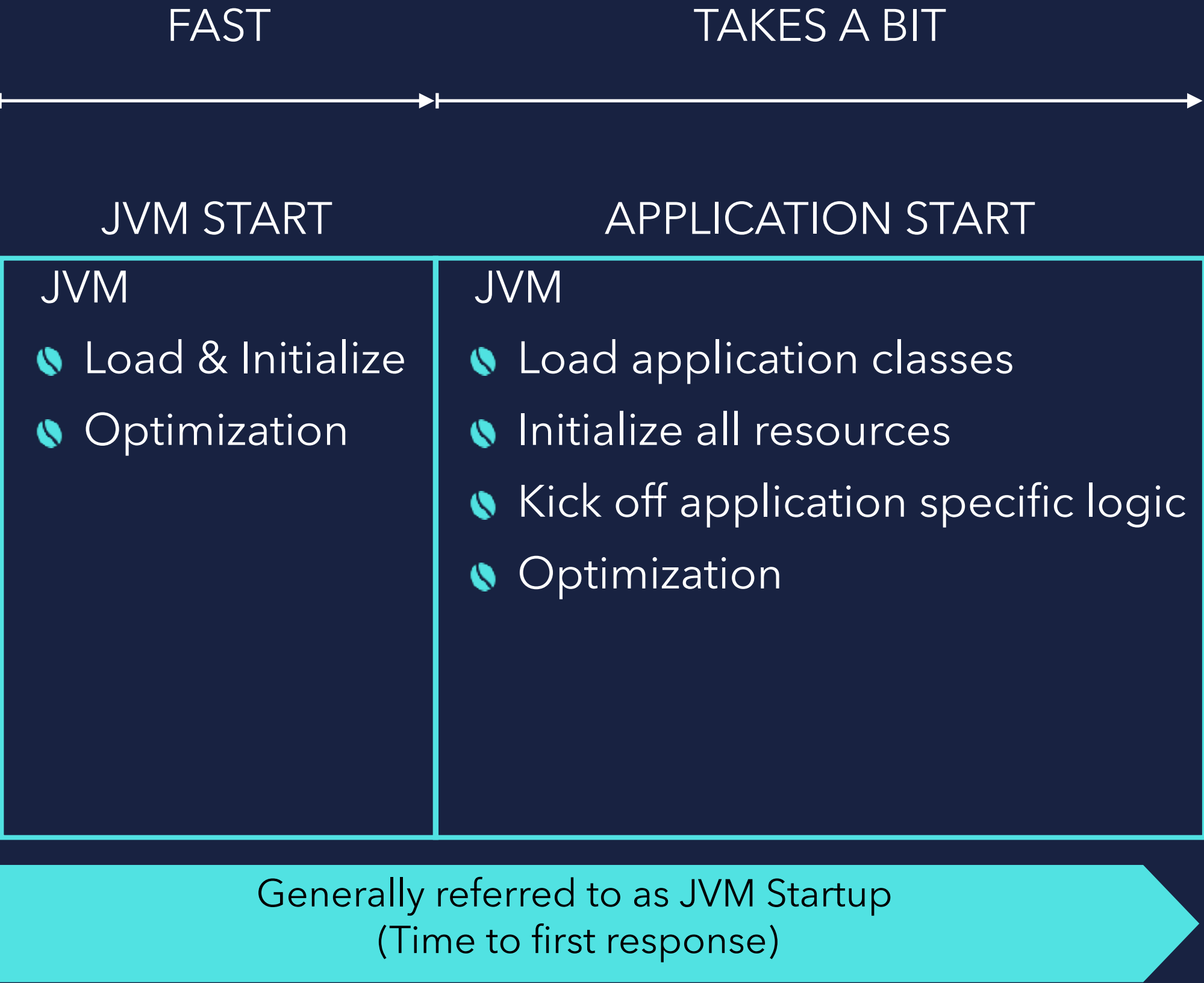
JVM

- Load & Initialize
- Optimization

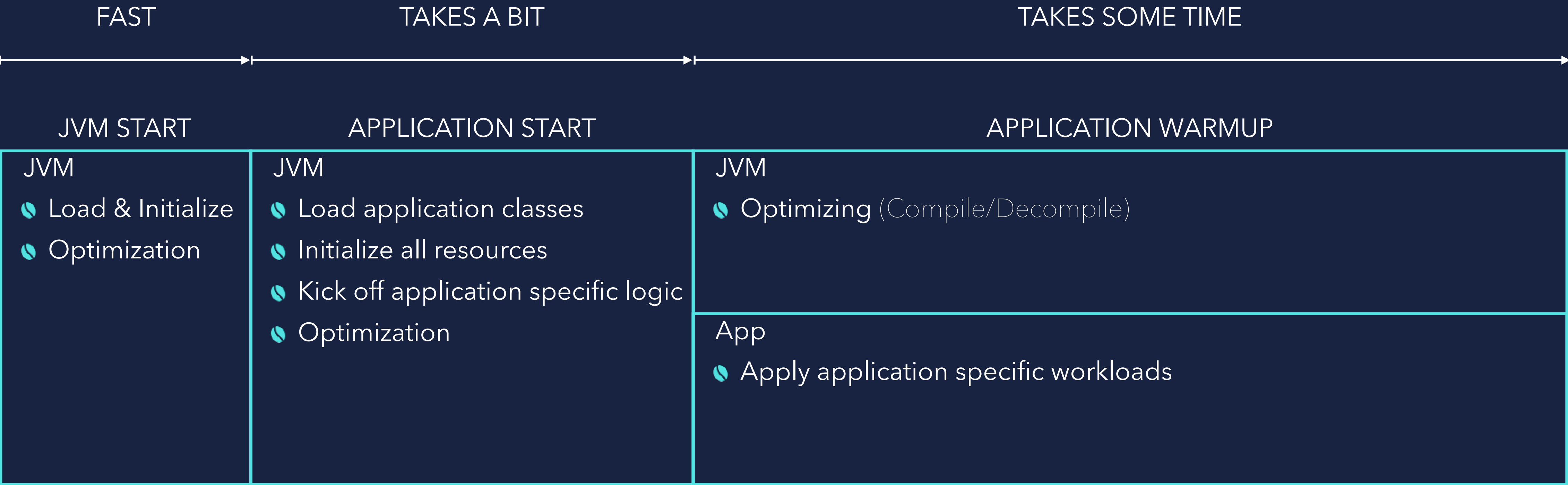
JVM STARTUP



JVM STARTUP

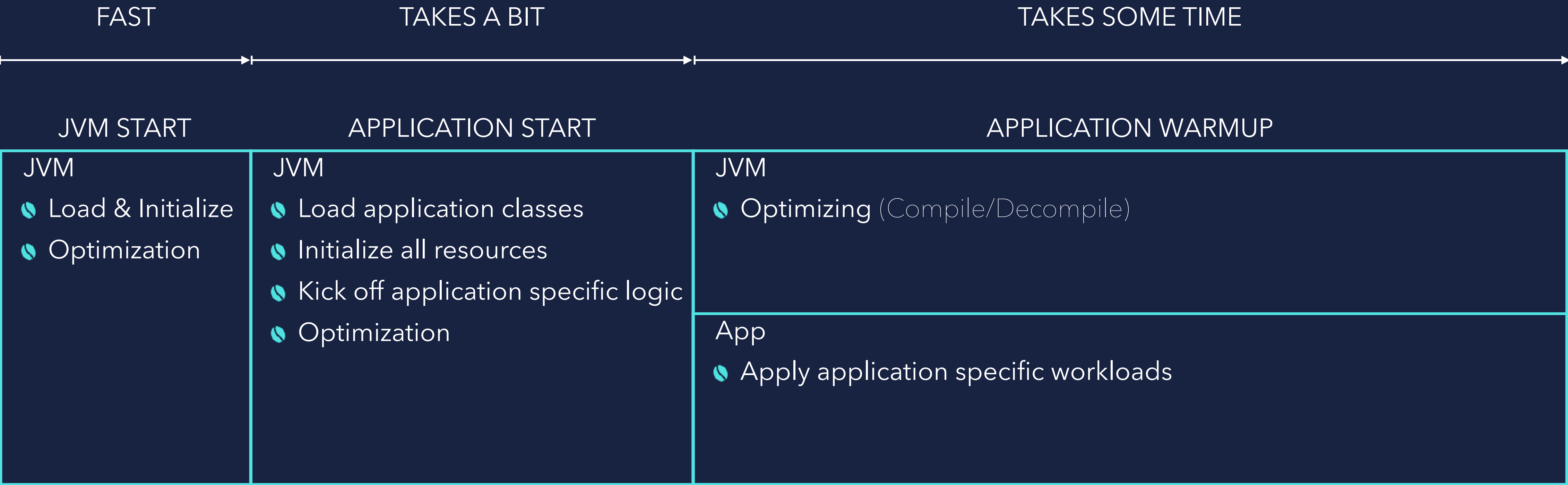


JVM STARTUP



Generally referred to as JVM Startup
(Time to first response)

JVM STARTUP



Generally referred to as JVM Startup
(Time to first response)

Generally referred to as JVM Warmup
(Time to n operations)

THAT'S

GREAT...

...BUT...

... IT TAKES

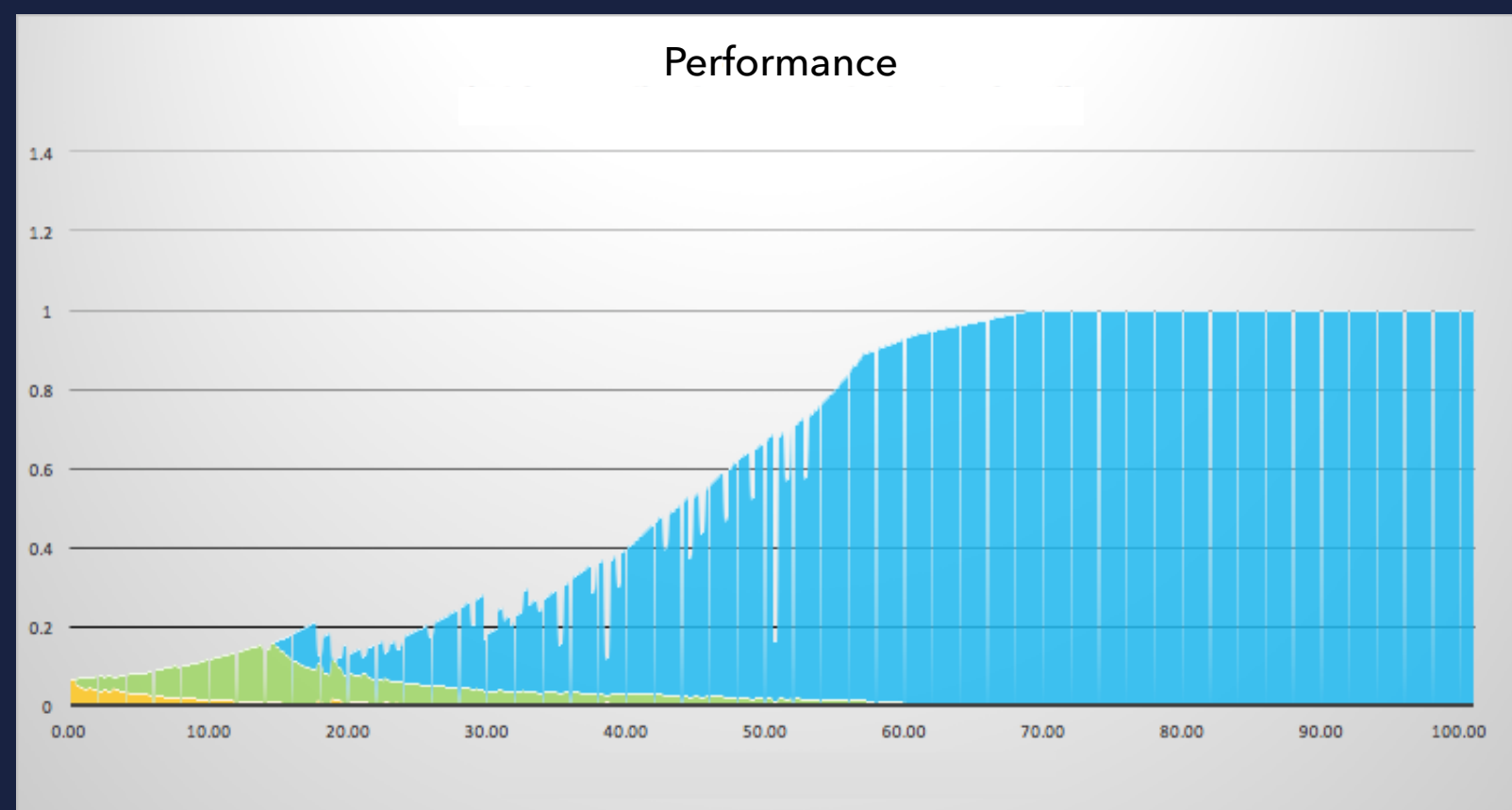
TIME!

MICROSERVICE

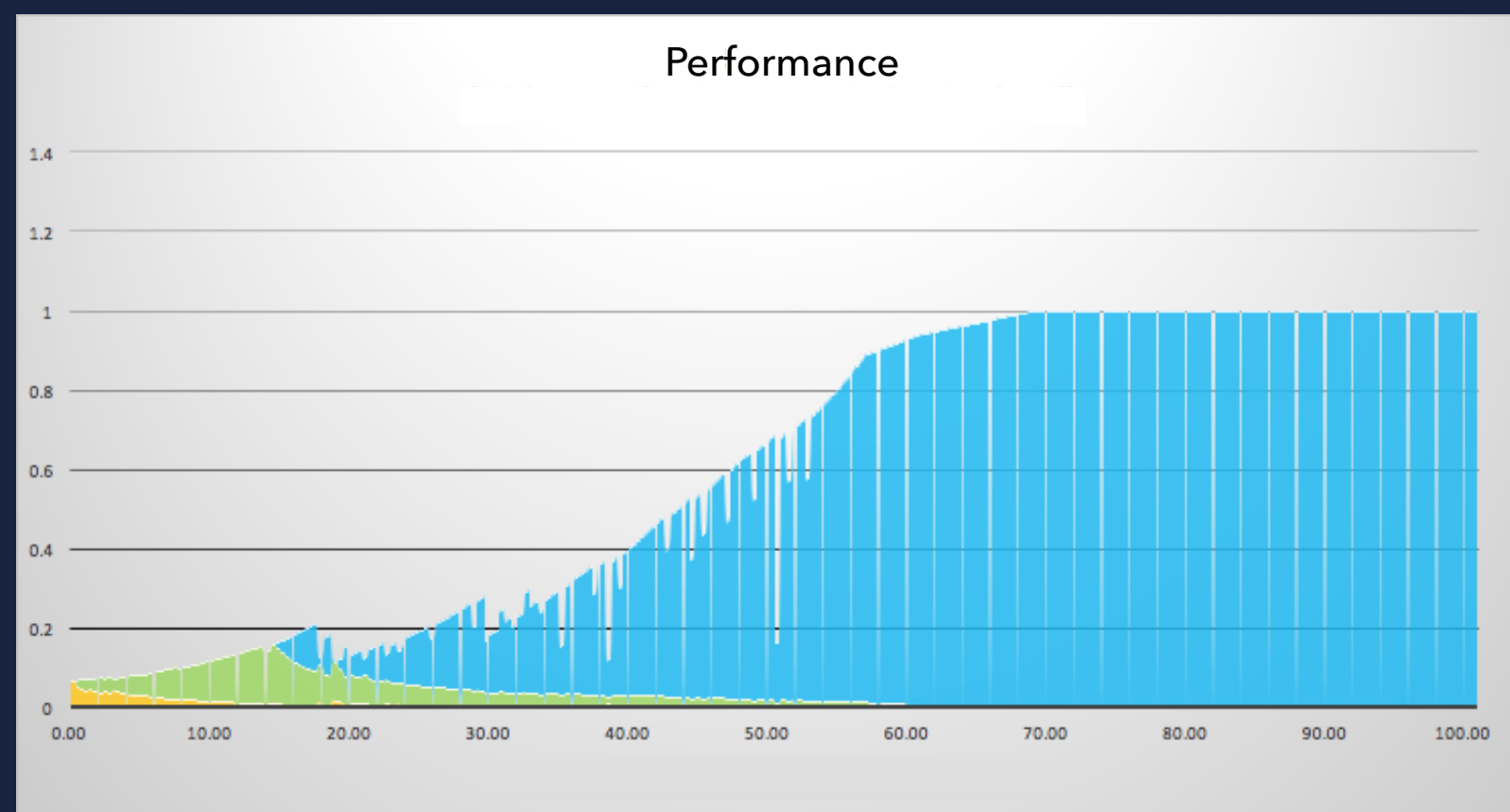
ENVIRONMENT

MICROSERVICE ENVIRONMENT

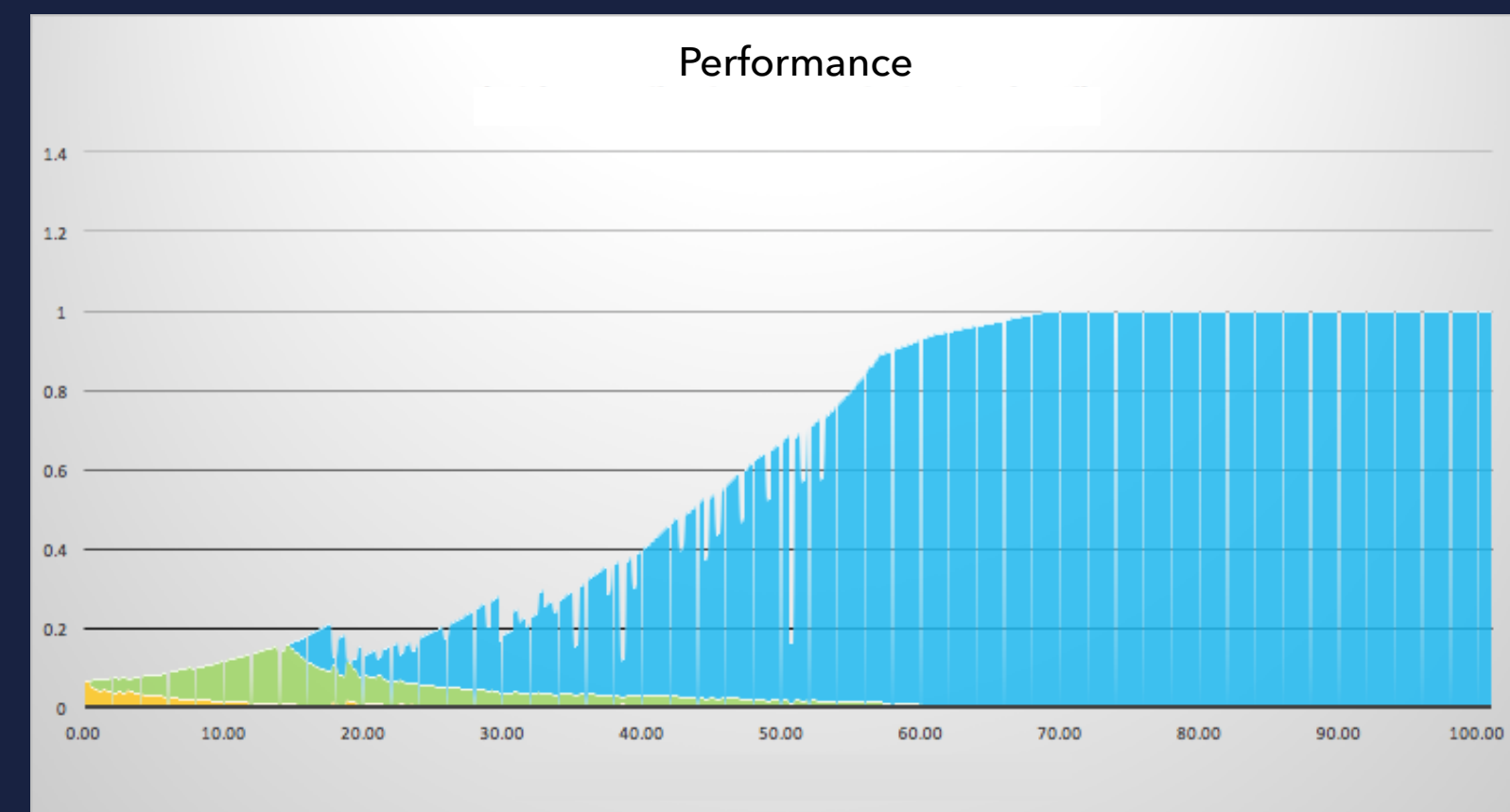
FIRST RUN



SECOND RUN



THIRD RUN



JVM STARTUP

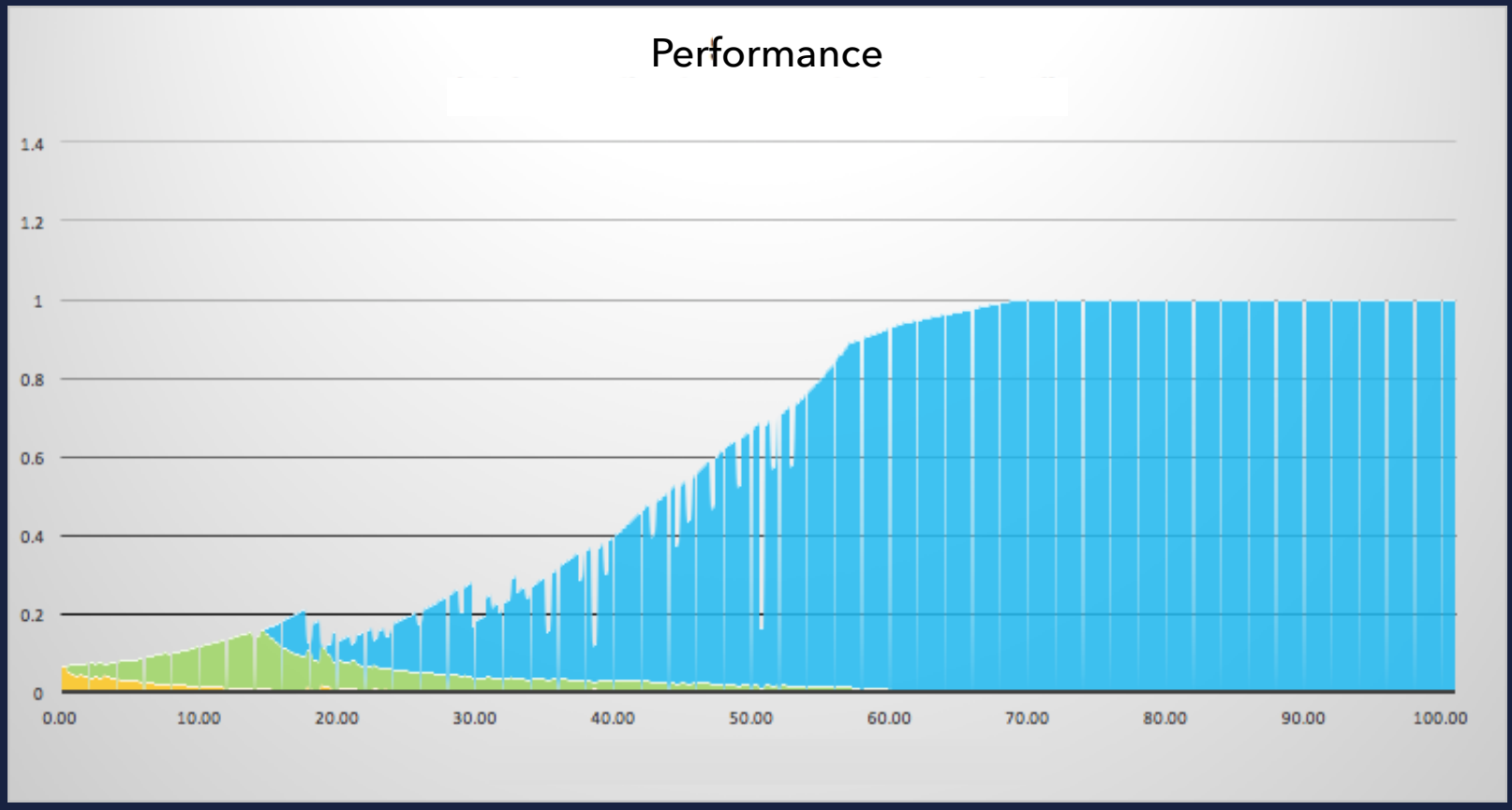
JVM STARTUP

JVM STARTUP



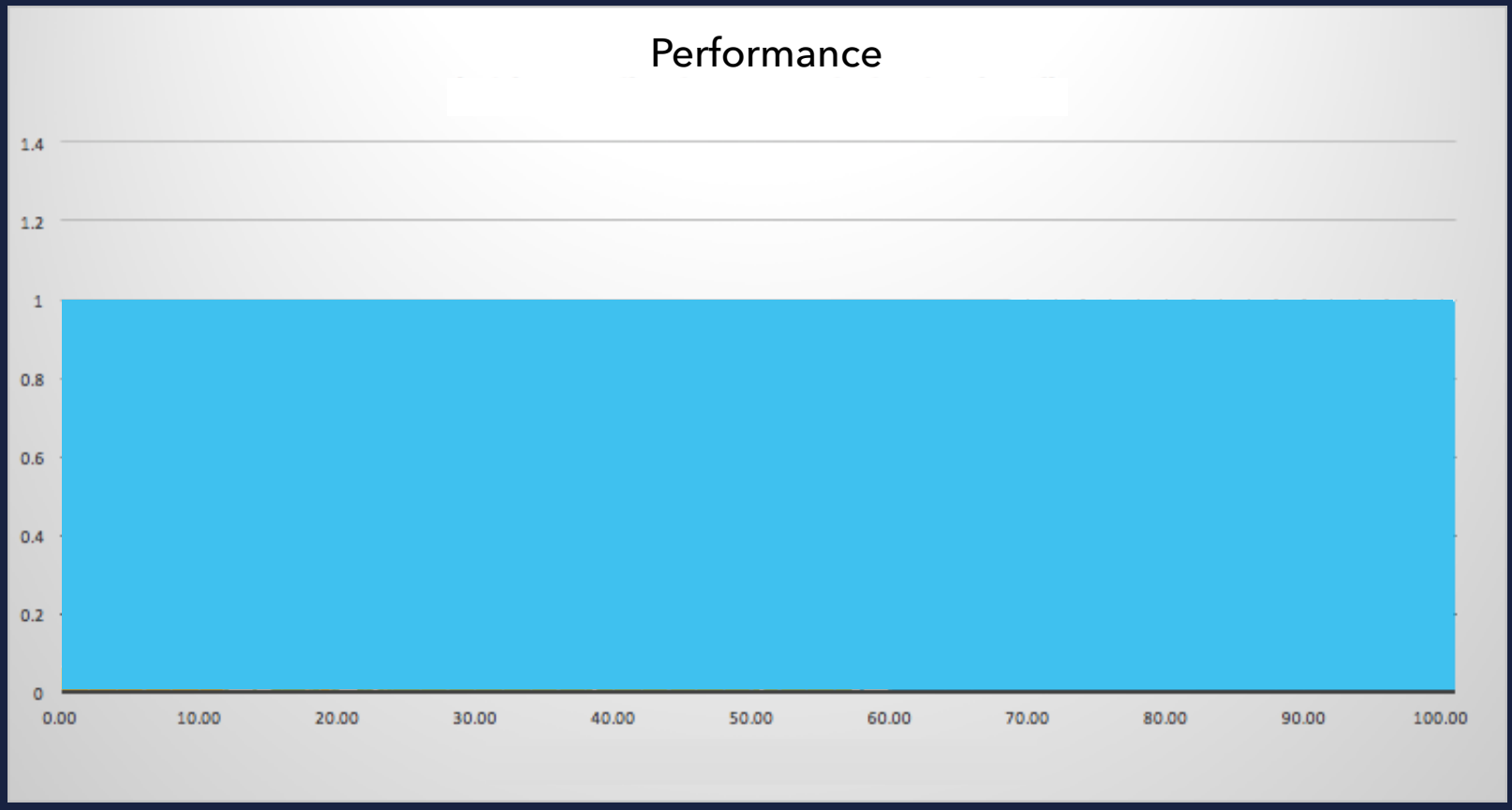
WOULDN'T IT BE GREAT...?

FIRST RUN



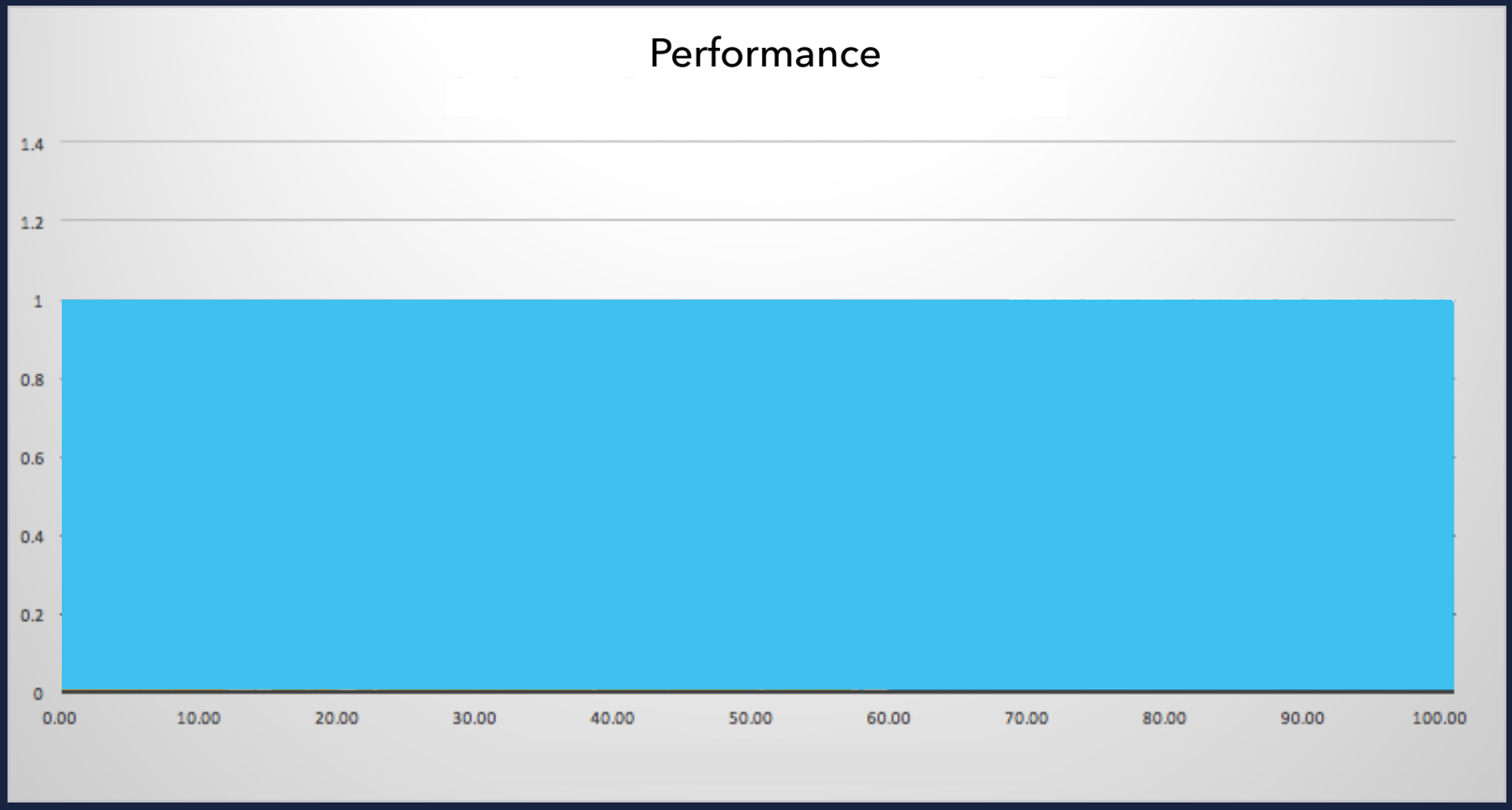
JVM STARTUP

SECOND RUN



NO STARTUP OVERHEAD

THIRD RUN



NO STARTUP OVERHEAD

SOLUTIONS...?

CLASS DATA

SHARING

WHAT ABOUT CDS?

- Dump internal class representations into file

WHAT ABOUT CDS?

- Dump internal class representations into file
- Shared on each JVM start (CDS)

WHAT ABOUT CDS?

- Dump internal class representations into file
- Shared on each JVM start (CDS)
- No optimization or hotspot detection

WHAT ABOUT CDS?

- Dump internal class representations into file
- Shared on each JVM start (CDS)
- No optimization or hotspot detection
- Only reduces class loading time

WHAT ABOUT CDS?

- Dump internal class representations into file
- Shared on each JVM start (CDS)
- No optimization or hotspot detection
- Only reduces class loading time
- Startup up to 2 seconds faster

WHAT ABOUT CDS?

- Dump internal class representations into file
- Shared on each JVM start (CDS)
- No optimization or hotspot detection
- Only reduces class loading time
- Startup up to 2 seconds faster
- Good info from Ionut Balosin




CDS



BYTE CODE



CLASS LOADER



JVM MEMORY

AHEAD OF TIME

COMPILATION

WHY NOT USE AOT?

- No interpreting bytecodes

WHY NOT USE AOT?

- No interpreting bytecodes
- No analysis of hotspots

WHY NOT USE AOT?

- No interpreting bytecodes
- No analysis of hotspots
- No runtime compilation of code

WHY NOT USE AOT?

- No interpreting bytecodes
- No analysis of hotspots
- No runtime compilation of code
- Start at 'full speed', straight away

WHY NOT USE AOT?

- No interpreting bytecodes
- No analysis of hotspots
- No runtime compilation of code
- Start at 'full speed', straight away
- GraalVM native image does that

PROBLEM SOLVED...?

NOT SO FAST...

- AOT is, by definition, static

NOT SO FAST...

- AOT is, by definition, static
- Code is compiled before it is run

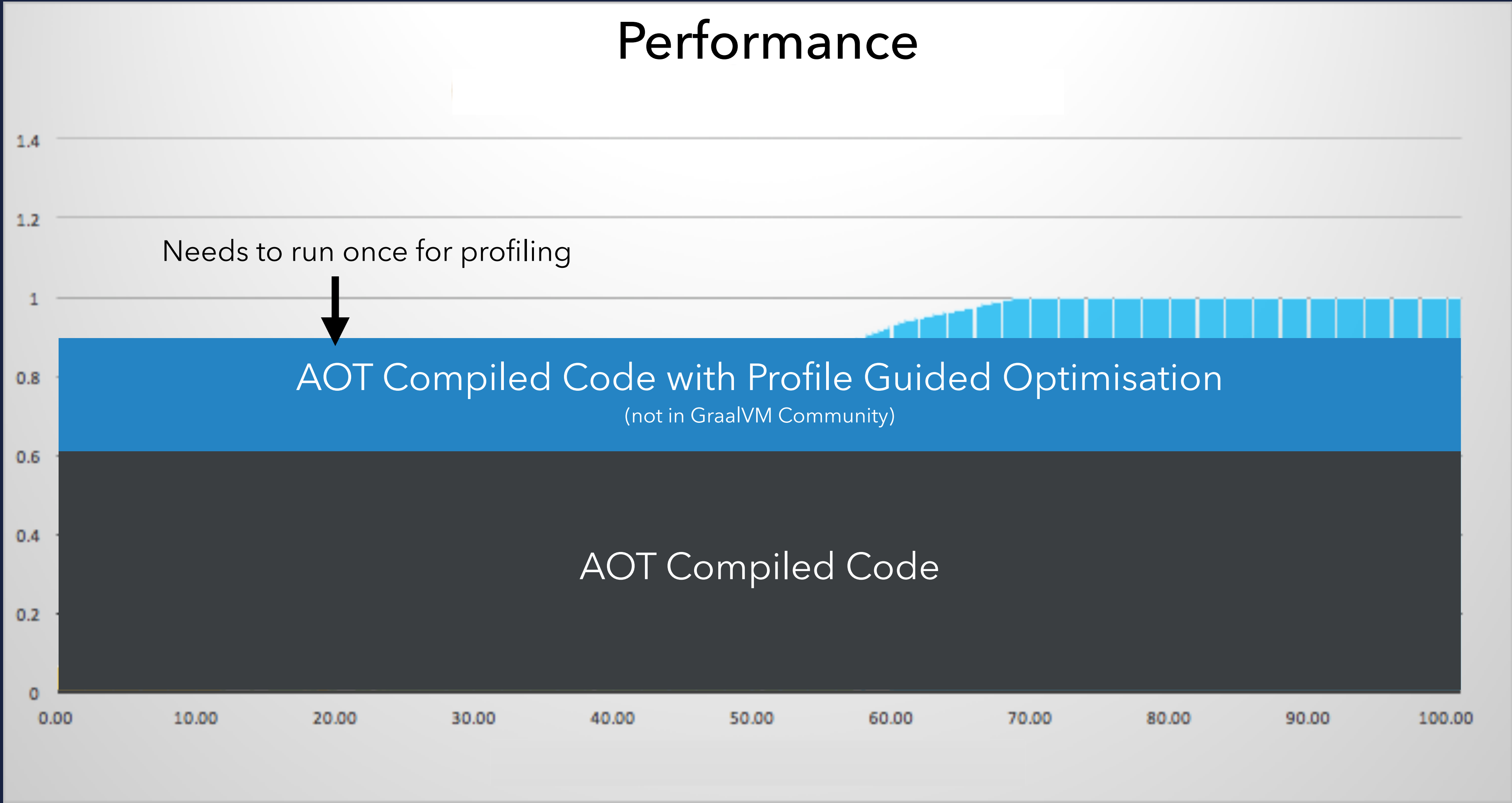
NOT SO FAST...

- AOT is, by definition, static
- Code is compiled before it is run
- Compiler has no knowledge of how the code will actually run

NOT SO FAST...

- AOT is, by definition, static
- Code is compiled before it is run
- Compiler has no knowledge of how the code will actually run
- Profile Guided Optimisation (PGO) can partially help

JVM PERFORMANCE GRAPH



JVM PERFORMANCE

Metrics	Spring Boot JVM	Quarkus JVM	Spring Boot Native	Quarkus Native
Startup time (sec)	1.865	1.274	0.129	0.110
Build artifact time (sec)	1.759	5.243	113	91
Artifact size (MB)	30.0	31.8	94.7	80.5
Loaded classes	8861	8496	21615	16040
CPU usage max(%)	100	100	100	100
CPU usage average(%)	82	73	94	92
Heap size startup (MB)	1048.57	1056.96	-	-
Used heap startup (MB)	83	62	12	58
Used heap max (MB)	780	782	217	529
Used heap average (MB)	675	534	115	379
RSS memory startup (MB)	494.04	216.1	90.91	71.92
Max threads	77	47	73	42
Requests per Second	7887.29	9373.38	5865.02	4932.04



<https://www.baeldung.com/spring-boot-vs-quarkus>

JVM PERFORMANCE

Metrics	JVM		NATIVE IMAGE	
	Spring Boot JVM	Quarkus JVM	Spring Boot Native	Quarkus Native
Startup time (sec)	1.865	1.274	0.129	0.110
Build artifact time (sec)	1.759	5.243	113	91
Artifact size (MB)	30.0	31.8	94.7	80.5
Loaded classes	8861	8496	21615	16040
CPU usage max(%)	100	100	100	100
CPU usage average(%)	82	73	94	92
Heap size startup (MB)	1048.57	1056.96	-	-
Used heap startup (MB)	83	62	12	58
Used heap max (MB)	780	782	217	529
Used heap average (MB)	675	534	115	379
RSS memory startup (MB)	494.04	216.1	90.91	71.92
Max threads	77	47	73	42
Requests per Second	7887.29	9373.38	5865.02	4932.04



<https://www.baeldung.com/spring-boot-vs-quarkus>

JVM PERFORMANCE

Metrics	JVM		NATIVE IMAGE	
	Spring Boot JVM	Quarkus JVM	Spring Boot Native	Quarkus Native
Startup time (sec)	1.865	1.274	0.129	0.110
Build artifact time (sec)	1.759	5.243	113	91
Artifact size (MB)	30.0	31.8	94.7	80.5
Loaded classes	8861	8496	21615	16040
CPU usage max(%)	100	100	100	100
CPU usage average(%)	82	73	94	92
Heap size startup (MB)	1048.57	1056.96	-	-
Used heap startup (MB)	83	62	12	58
Used heap max (MB)	780	782	217	529
Used heap average (MB)	675	534	115	379
RSS memory startup (MB)	494.04	216.1	90.91	71.92
Max threads	77	47	73	42
Requests per Second	7887.29	9373.38	5865.02	4932.04

100% 100% 74% 53%



<https://www.baeldung.com/spring-boot-vs-quarkus>

AOT VS JIT

AOT

- Limited use of method inlining
 - No runtime bytecode generation
 - Reflection is possible but complicated
 - Unable to use speculative optimisations
 - Must be compiled for least common denominator
 - Overall performance will typically be lower
 - Deployed env != Development env.
-
- 'Full speed' from the start
 - No overhead to compile code at runtime
 - Small memory footprint

JIT

- Can use aggressive method inlining at runtime
 - Can use runtime bytecode generation
 - Reflection is simple
 - Can use speculative optimisations
 - Can even optimise for Haswell, Skylake, Ice Lake etc.
 - Overall performance will typically be higher
 - Deployed env. == Development env.
-
- Requires more time to start up (but will be faster)
 - Overhead to compile code at runtime
 - Larger memory footprint

JIT DISADVANTAGES

- Requires more time to start up
(requires many slow operations to happen before optimisation and faster execution can happen)

JIT DISADVANTAGES

- Requires more time to start up
(requires many slow operations to happen before optimisation and faster execution can happen)
- CPU overhead to compile code at runtime

JIT DISADVANTAGES

- Requires more time to start up
(requires many slow operations to happen before optimisation and faster execution can happen)
- CPU overhead to compile code at runtime
- Larger memory footprint

AZUL PRIME

READY NOW

READY NOW

- Part of Azul Prime JVM

READY NOW

- Part of Azul Prime JVM
- Creates profile at runtime (optimizations and constraints)

READY NOW

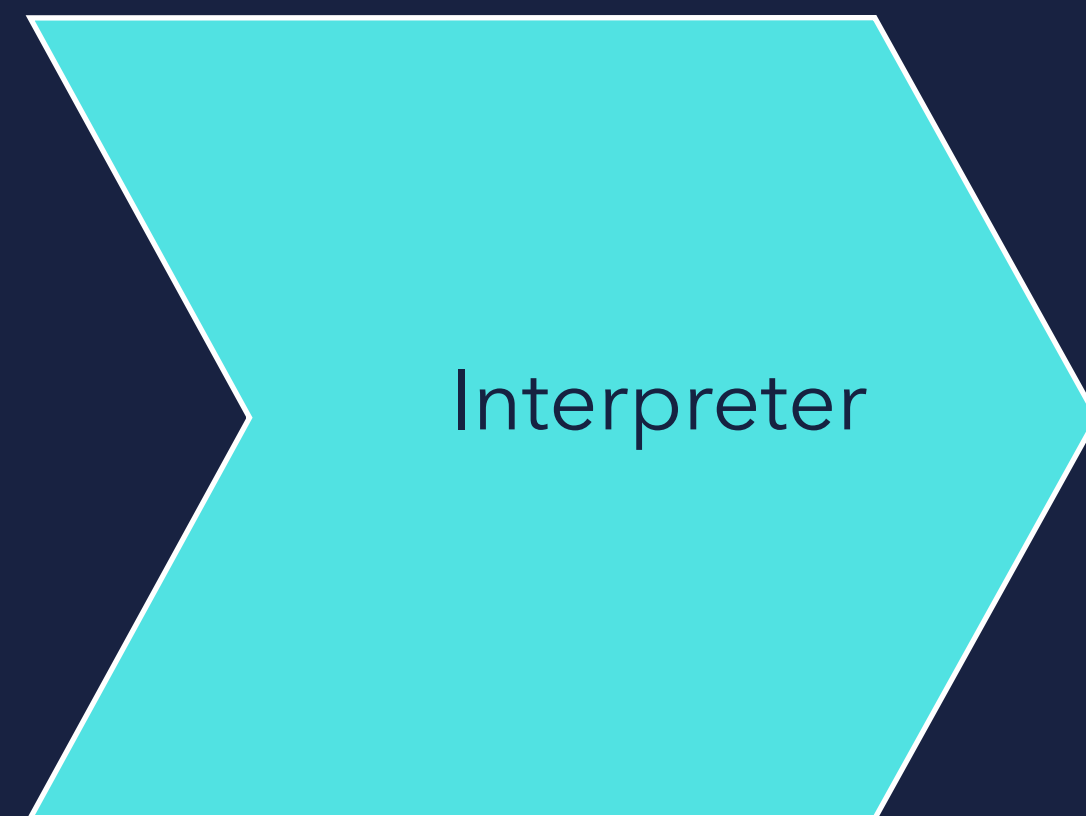
- Part of Azul Prime JVM
- Creates profile at runtime (optimizations and constraints)
- Compile everything from the profile (at startup)

READY NOW

- Part of Azul Prime JVM
- Creates profile at runtime (optimizations and constraints)
- Compile everything from the profile (at startup)
- JVM can further optimize

READY NOW

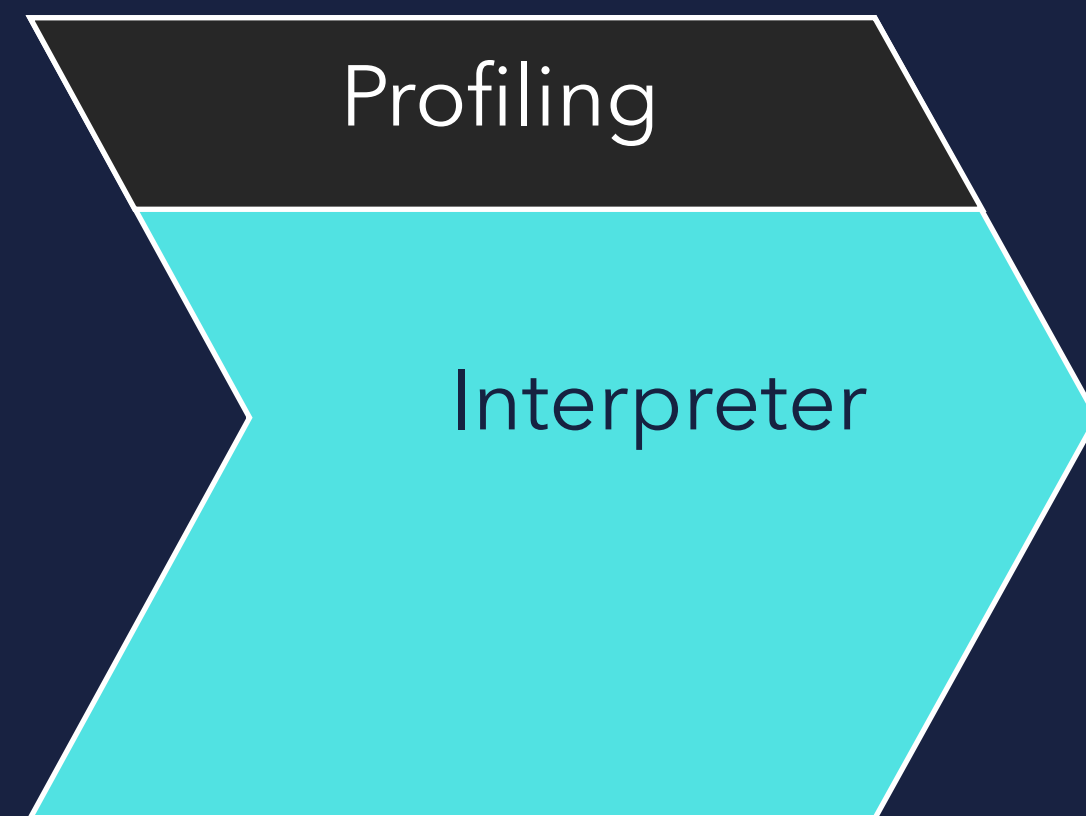
FIRST STARTUP...



Prime will store all optimizations & constraints to ReadyNow profile

READY NOW

FIRST STARTUP...



Prime will store all optimizations & constraints to ReadyNow profile

READY NOW

FIRST STARTUP...



Prime will store all optimizations & constraints to ReadyNow profile

READY NOW

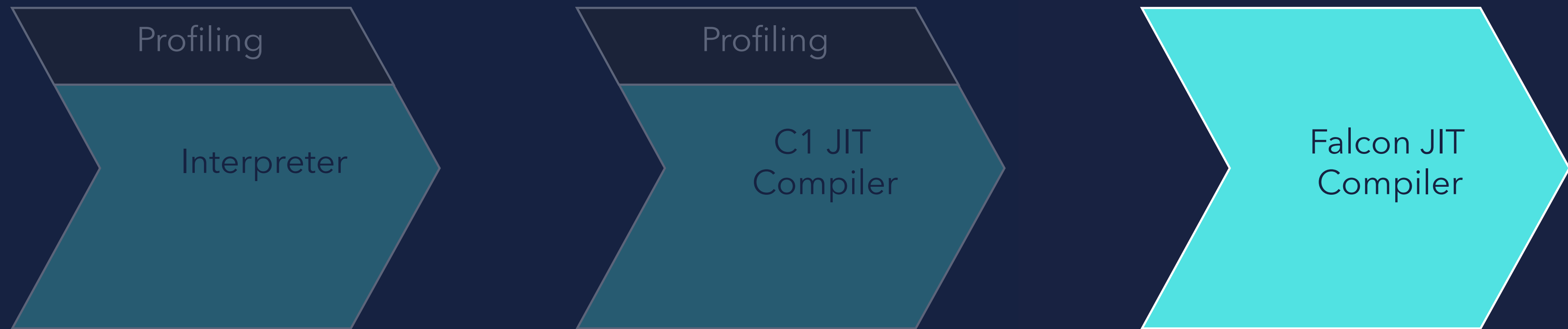
FIRST STARTUP...



Prime will store all optimizations & constraints to ReadyNow profile

READY NOW

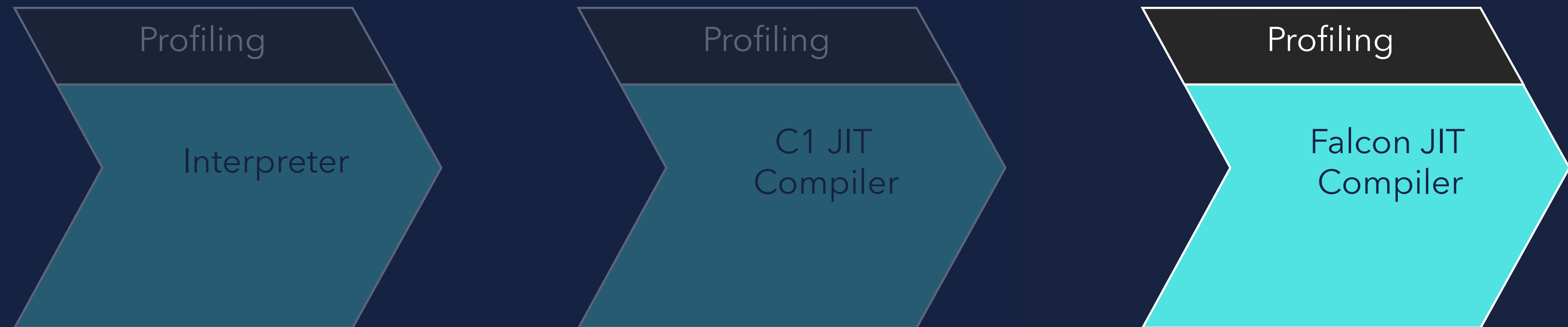
FIRST STARTUP...



Prime will store all optimizations & constraints to ReadyNow profile

READY NOW

FIRST STARTUP...



Prime will store all optimizations & constraints to ReadyNow profile

READY NOW

NEXT STARTUP...



Everything in the ReadyNow profile will directly be compiled

A DIFFERENT

APPROACH



CRIU

CHECKPOINT RESTORE IN USERSPACE

CRIU

- Linux project



CRIU

- Linux project
- Part of kernel ≥ 3.11 (2013)



CRIU

- Linux project
- Part of kernel ≥ 3.11 (2013)
- Freeze a running container/application



CRIU

- Linux project
- Part of kernel ≥ 3.11 (2013)
- Freeze a running container/application
- Checkpoint its state to disk



CRIU



- Linux project
- Part of kernel ≥ 3.11 (2013)
- Freeze a running container/application
- Checkpoint its state to disk
- Restore the container/application from the saved data.

CRIU



- Linux project
- Part of kernel ≥ 3.11 (2013)
- Freeze a running container/application
- Checkpoint its state to disk
- Restore the container/application from the saved data.
- Used by/integrated in OpenVZ, LXC/LXD, Docker, Podman and others

CRIU

- Heavily relies on `/proc` file system



CRIU



- Heavily relies on `/proc` file system
- It can checkpoint:
 - Processes and threads
 - Application memory, memory mapped files and shared memory
 - Open files, pipes and FIFOs
 - Sockets
 - Interprocess communication channels
 - Timers and signals

CRIU



- Heavily relies on `/proc` file system
- It can checkpoint:
 - Processes and threads
 - Application memory, memory mapped files and shared memory
 - Open files, pipes and FIFOs
 - Sockets
 - Interprocess communication channels
 - Timers and signals
- Can rebuild TCP connection from one side only

CRIU

CHALLENGES

CRIU CHALLENGES

- Restart from saved state on another machine
(open files, shared memory etc.)



CRIU CHALLENGES



- Restart from saved state on another machine
(open files, shared memory etc.)
- Start multiple instances of same state on same machine
(PID will be restored which will lead to problems)

CRIU CHALLENGES



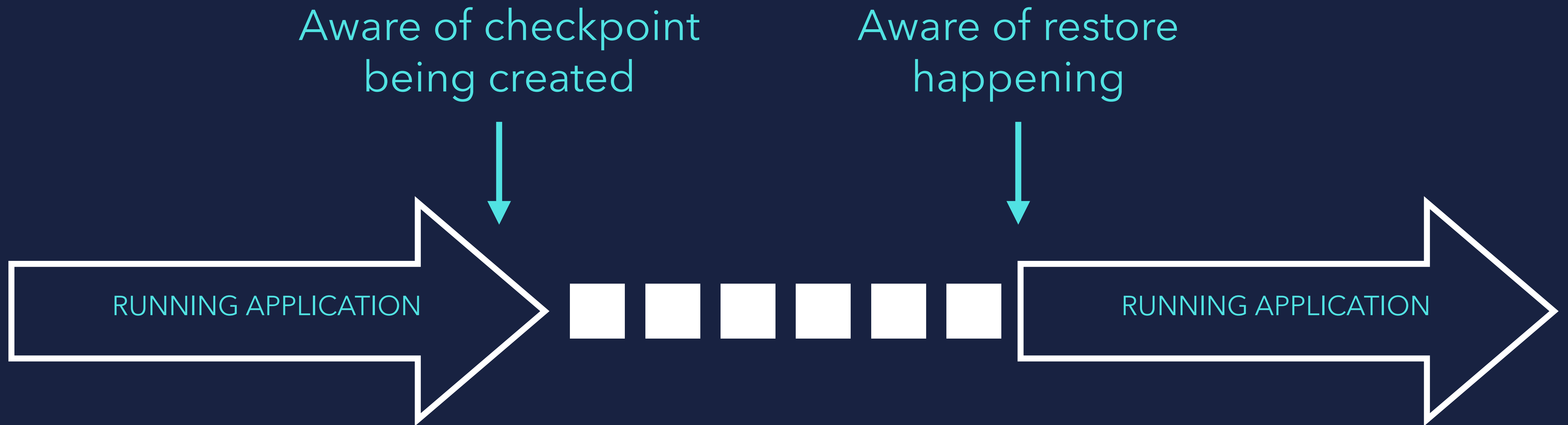
- **Restart from saved state on another machine**
(open files, shared memory etc.)
- **Start multiple instances of same state on same machine**
(PID will be restored which will lead to problems)
- **A Java Virtual Machine would assume it was continuing its tasks**
(very difficult to use effectively, e.g. running applications might have open files etc.)

CRaC

Coordinated **R**estore **a**t **C**heckpoint

CRaC

A way to solve the problems when checkpointing a JVM
(e.g. no open files, sockets etc.)



CRaC

- Comes with a simple API

CRaC

- Comes with a simple API
- Creates checkpoints using code or jcmd

CRaC

- Comes with a simple API
- Creates checkpoints using code or jcmd
- Throws CheckpointException

(in case of open files/sockets)

CRaC

- Comes with a simple API
- Creates checkpoints using code or jcmd
- Throws CheckpointException
(in case of open files/sockets)
- Heap is cleaned, compacted
(using JVM safepoint mechanism -> JVM is in a safe state)

CRaC

Additional command line parameters

START

```
> java -XX:CRaCCheckpointTo=PATH -jar app.jar
```

RESTORE

```
> java -XX:CRaCRestoreFrom=PATH
```

openjdk.org/projects/crac

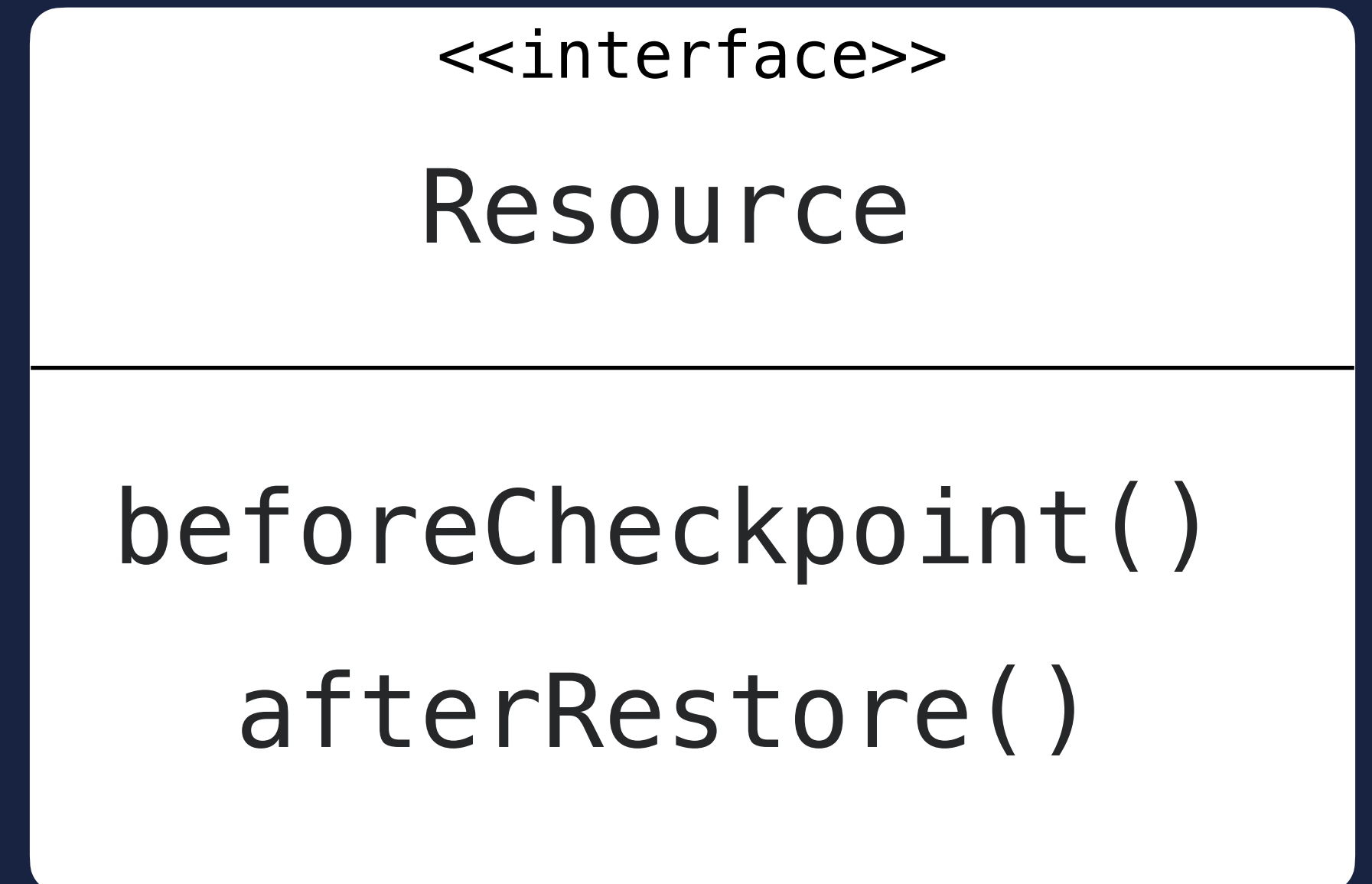
Lead by Anton Kozlov (Azul)



CRaC API

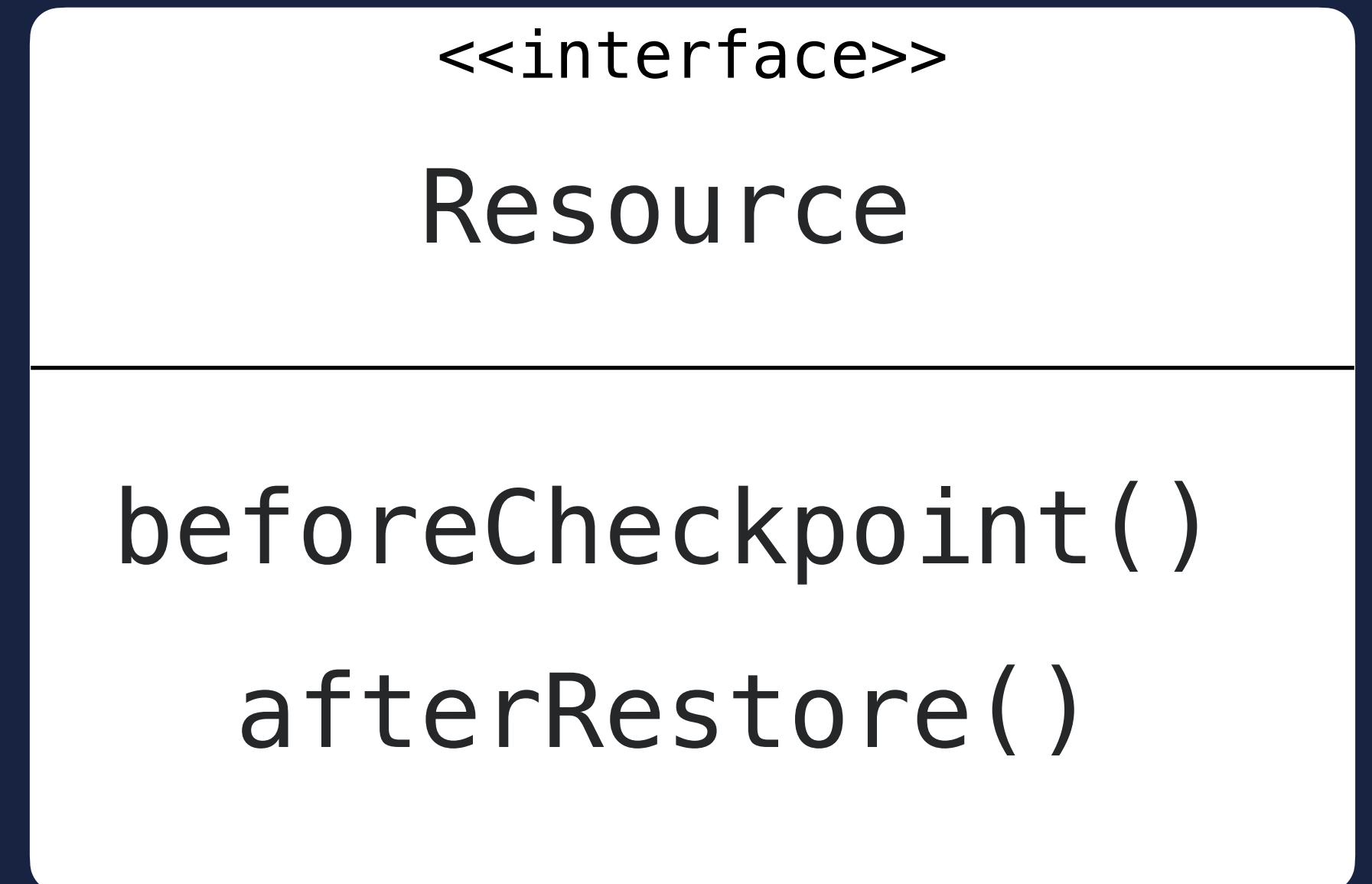
CRaC API

- **Resource interface** (can be notified about a Checkpoint and Restore)



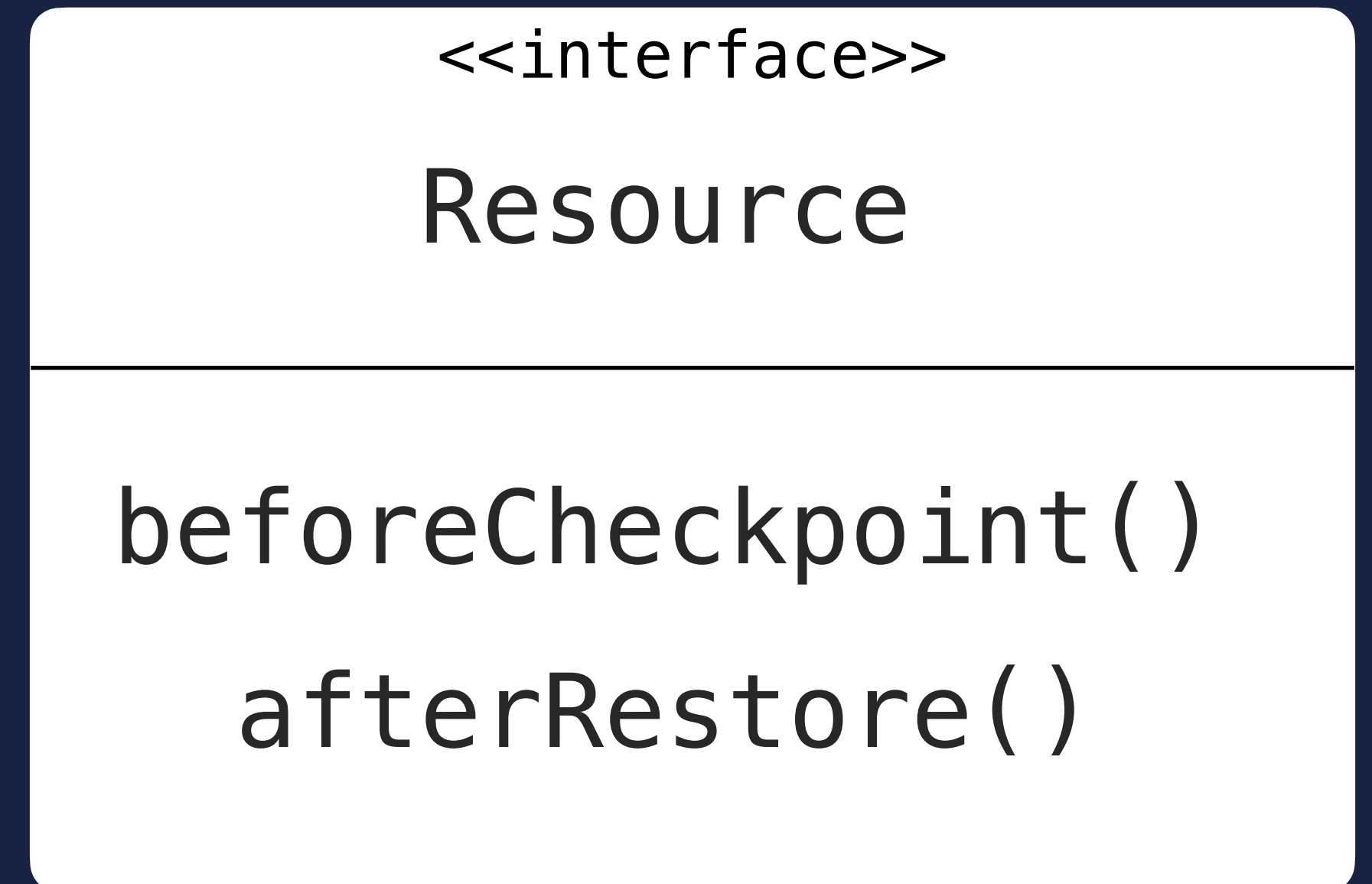
CRaC API

- **Resource interface** (can be notified about a Checkpoint and Restore)
- **Classes in application code** implement the Resource interface



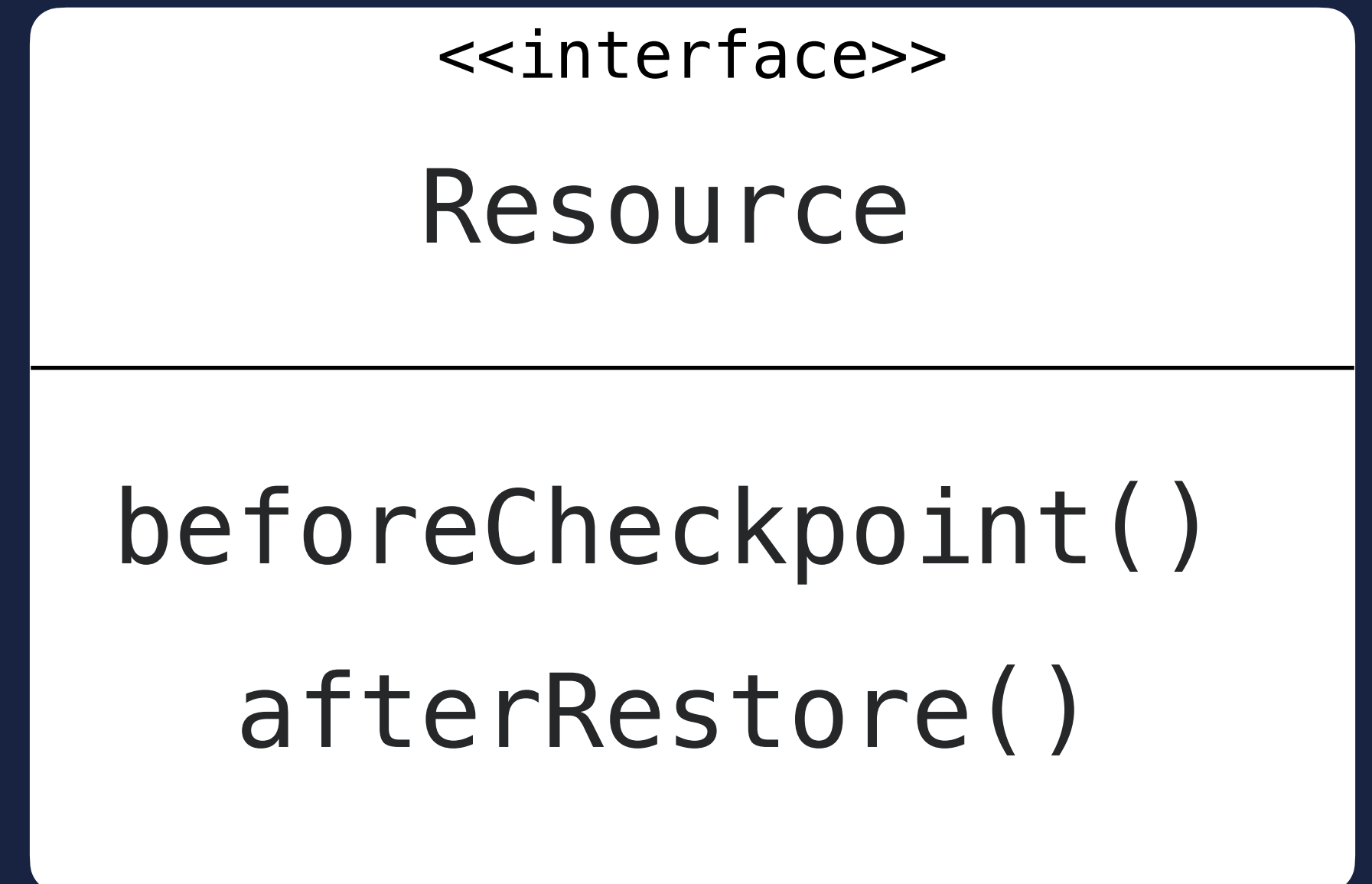
CRaC API

- **Resource interface** (can be notified about a Checkpoint and Restore)
- Classes in application code implement the Resource interface
- Application receives callbacks during checkpointing and restoring



CRaC API

- **Resource interface** (can be notified about a Checkpoint and Restore)
- Classes in application code implement the Resource interface
- Application receives callbacks during checkpointing and restoring
- Makes it possible to close/restore **resources** (e.g. open files, sockets)



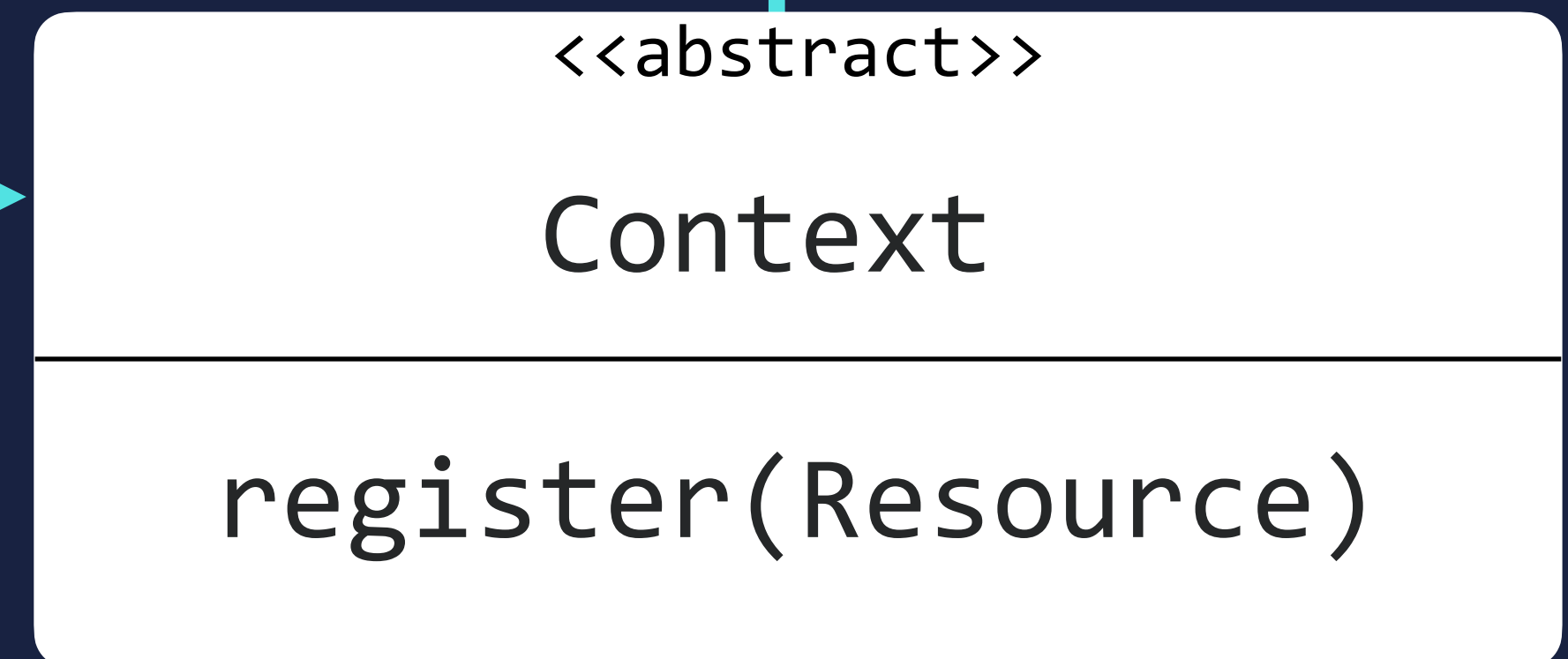
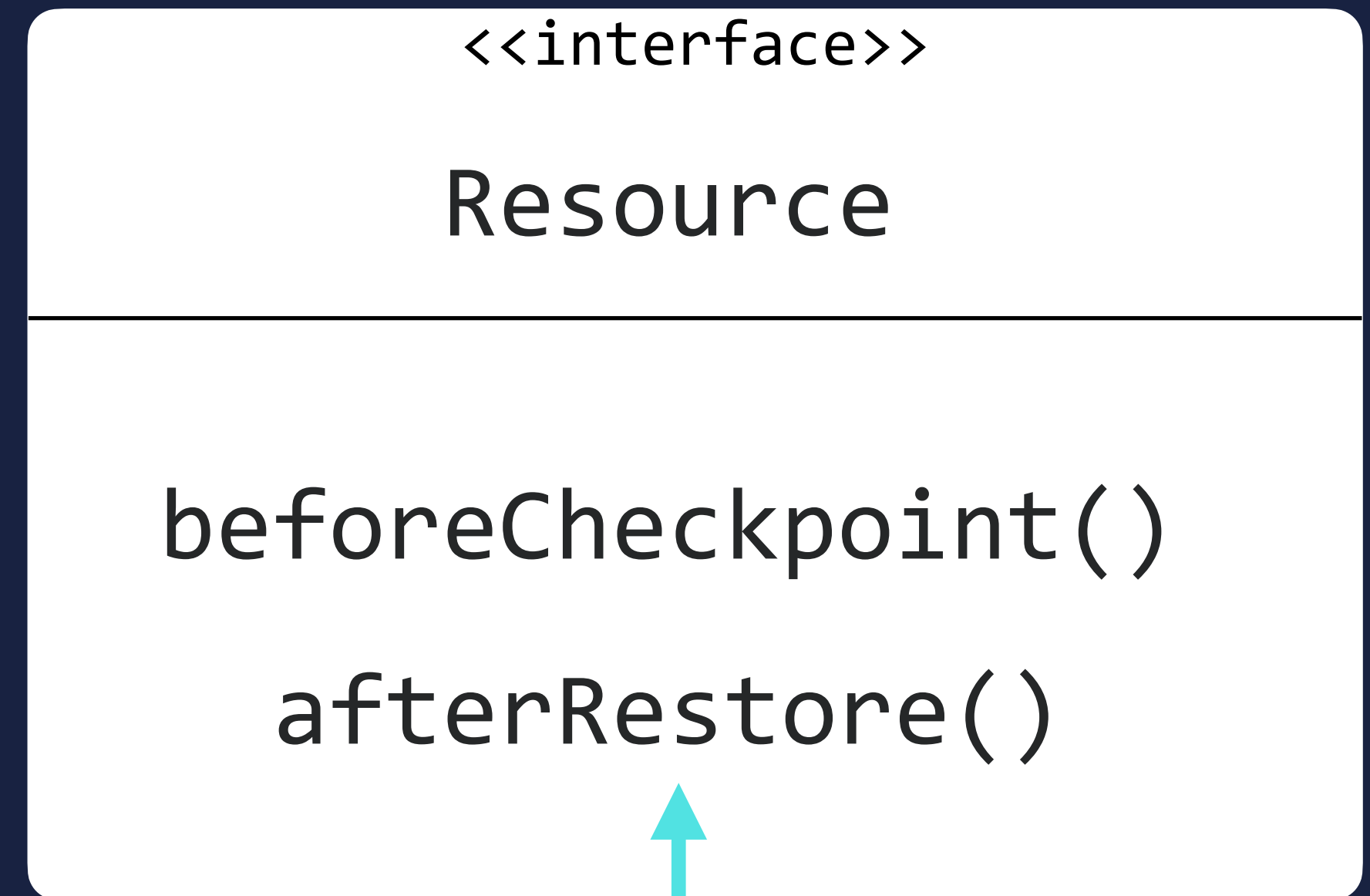
CRaC API

- **Resource** objects need to be registered with a **Context** so that they can receive notifications

CRaC API

- **Resource** objects need to be registered with a **Context** so that they can receive notifications
- There is a global **Context** accessible via the static method `Core.getGlobalContext()`

CRaC API



CREATING

A

CHECKPOINT

CREATING A CHECKPOINT

FROM THE COMMAND LINE:

```
>jcmd YOUR_AWESOME.jar JDK.checkpoint
```

```
>jcmd PID JDK.checkpoint
```

CREATING A CHECKPOINT

FROM THE CODE:

```
Core.checkpointRestore();
```

WHEN ?

WHEN TO CHECKPOINT ?

- Start your app with `-XX:+PrintCompilation`

WHEN TO CHECKPOINT ?

- Start your app with `-XX:+PrintCompilation`
- Apply typical workload to your app

WHEN TO CHECKPOINT?

- Start your app with `-XX:+PrintCompilation`
- Apply typical workload to your app
- Observe the moment the compilations are ramped down

WHEN TO CHECKPOINT?

- Start your app with `-XX:+PrintCompilation`
- Apply typical workload to your app
- Observe the moment the compilations are ramped down
- Create the checkpoint

TYPICAL

USAGE

TYPICAL USAGE...

- Run app in a docker container

TYPICAL USAGE...

- Run app in a docker container
- Create checkpoint (store in container or external volume)

TYPICAL USAGE...

- Run app in a docker container
- Create checkpoint (store in container or external volume)
- Commit the state of container (only if checkpoint in container)

TYPICAL USAGE...

- Run app in a docker container
- Create checkpoint (store in container or external volume)
- Commit the state of container (only if checkpoint in container)
- Start the container (point jvm to container or external volume)

LINUX ONLY

X64 / AARCH64

WINDOWS

MACOS ?

ORRG.CRAC

ORG.CRAC

- Designed to provide smooth CRaC adoption

ORG.CRAC

- Designed to provide smooth CRaC adoption
- Total mirror of `jdk.crac` api at compile-time

ORG.CRAC

- Designed to provide smooth CRaC adoption
- Total mirror of `jdk.crac` api at compile-time
- Can be used with any OpenJDK implementation

ORG.CRAC

- Designed to provide smooth CRaC adoption
- Total mirror of `jdk.crac` api at compile-time
- Can be used with any OpenJDK implementation
- Detects CRaC implementation at runtime

ORG.CRAC

- Designed to provide smooth CRaC adoption
- Total mirror of `jdk.crac` api at compile-time
- Can be used with any OpenJDK implementation
- Detects CRaC implementation at runtime
- No CRaC support -> won't call CRaC specific code

ORG.CRAC

- Designed to provide smooth CRaC adoption
- Total mirror of `jdk.crac` api at compile-time
- Can be used with any OpenJDK implementation
- Detects CRaC implementation at runtime
- No CRaC support -> won't call CRaC specific code
- CRaC support -> will forward all CRaC specific calls to `jdk.crac`

ORG.CRAC



```
implementation 'org.crac:crac:1.4.0'
```

Maven

```
<dependency>  
  <groupId>org.crac</groupId>  
  <artifactId>crac</artifactId>  
  <version>1.4.0</version>  
</dependency>
```

ORG.CRAC

github.com/CRaC/org.crac



COMPATIBILITY

COMPATIBILITY...

- Upgrade (Haswell -> restore: Ice Lake, no problem)

COMPATIBILITY...

● **Upgrade** (Haswell -> restore: Ice Lake, no problem)

● **Downgrade** (Ice Lake -> restore: Haswell, problematic)

COMPATIBILITY...

- **Upgrade** (Haswell -> restore: Ice Lake, no problem)
- **Downgrade** (Ice Lake -> restore: Haswell, problematic)
- **Solved in CRaC by specific flag** (little drop in performance)

COMPATIBILITY...

- Upgrade (Haswell -> restore: Ice Lake, no problem)
- Downgrade (Ice Lake -> restore: Haswell, problematic)
- Solved in CRaC by specific flag (little drop in performance)
- Node groups stick to same cpu architecture

COMPATIBILITY...

- Upgrade (Haswell -> restore: Ice Lake, no problem)
- Downgrade (Ice Lake -> restore: Haswell, problematic)
- Solved in CRaC by specific flag (little drop in performance)
- Node groups stick to same cpu architecture
- Virtualized Linux environments work on all OS's (as long as cpu architecture is x64/aarch64)

FRAMEWORK

SUPPORT ?

FRAMEWORK SUPPORT ?

 **Micronaut** (good support)

FRAMEWORK SUPPORT ?

- **Micronaut** (good support)
- **Quarkus** (rudimentary support)

FRAMEWORK SUPPORT ?

- **Micronaut** (good support)
- **Quarkus** (rudimentary support)
- **Spring** (will get support with Spring 6.1)

DEMO...

SPRINGBOOT 3.2

PETCLINIC

NORMAL

START

NORMAL START

```
> java -jar spring-petclinic-3.2.0.jar
```

START APPLICATION

NORMAL START

```
> java -jar spring-petclinic-3.2.0.jar
```



```
:: Built with Spring Boot :: 3.2.0
```

```
...
```

```
2023-11-29T11:57:27.579+01:00 INFO 3839 --- [main] o.s.d.j.r.query.QueryEnhancerFactory : Hibernate is in classpath; If applicable, HQL parser will be used.
2023-11-29T11:57:28.549+01:00 INFO 3839 --- [main] o.s.b.a.e.web.EndpointLinksResolver : Exposing 13 endpoint(s) beneath base path '/actuator'
2023-11-29T11:57:28.625+01:00 INFO 3839 --- [main] o.s.b.w.embedded.tomcat.TomcatWebServer : Tomcat started on port 8080 (http) with context path ''
2023-11-29T11:57:28.639+01:00 INFO 3839 --- [main] o.s.s.petclinic.PetClinicApplication : Started PetClinicApplication in 4.619 seconds (process running for 5.051)
Started up in 4997ms with PID: 3839
```

START FROM

AUTO

CHECKPOINT

AUTO CHECKPOINT

- Feature in SpringBoot 3.2

AUTO CHECKPOINT

- Feature in SpringBoot 3.2
- Start with `-Dspring.context.checkpoint=onRefresh`

AUTO CHECKPOINT

- Feature in SpringBoot 3.2
- Start with `-Dspring.context.checkpoint=onRefresh`
- Creates automatic checkpoint after start of SpringBoot framework

AUTO CHECKPOINT

- Feature in SpringBoot 3.2
- Start with `-Dspring.context.checkpoint=onRefresh`
- Creates automatic checkpoint after start of SpringBoot framework
- Right before the application will be started

AUTO CHECKPOINT

```
> java -Dspring.context.checkpoint=onRefresh -XX:CRaCCheckpointTo=./tmp_auto_checkpoint -jar spring-petclinic-3.2.0.jar
```

START APPLICATION AND CREATE CHECKPOINT

AUTO CHECKPOINT

```
> java -Dspring.context.checkpoint=onRefresh -XX:CRaCCheckpointTo=./tmp_auto_checkpoint -jar spring-petclinic-3.2.0.jar
```

```
> java -XX:CRaCRestoreFrom=./tmp_auto_checkpoint
```

```
2023-11-29T12:01:37.698+01:00 WARN 15261 --- [1-1 housekeeper] com.zaxxer.hikari.pool.HikariPool      : HikariPool-1 - Thread starvation  
or clock leap detected (housekeeper delta=1h26m17s198ms377µs333ns).  
2023-11-29T12:01:37.790+01:00 INFO 15261 --- [          main] o.s.c.support.DefaultLifecycleProcessor : Restarting Spring-managed  
lifecycle beans after JVM restore  
2023-11-29T12:01:37.811+01:00 INFO 15261 --- [          main] o.s.b.w.embedded.tomcat.TomcatWebServer : Tomcat started on port 8080 (http)  
with context path ''  
2023-11-29T12:01:37.834+01:00 INFO 15261 --- [          main] o.s.s.petclinic.PetClinicApplication  : Restored PetClinicApplication in  
0.956 seconds (process running for 0.958)  
Started up in 265ms with PID: 15261
```

RESTORE FROM CHECKPOINT

START FROM

MANUAL

CHECKPOINT

MANUAL CHECKPOINT

- Start application with `-xx:CracCheckpointTo=Path`

MANUAL CHECKPOINT

- Start application with `-xx:CracCheckpointTo=Path`
- Warm up your application

MANUAL CHECKPOINT

- Start application with `-xx:CracCheckpointTo=Path`
- Warm up your application
- Create checkpoint using `jcmbd`

MANUAL CHECKPOINT

- Start application with `-xx:CracCheckpointTo=Path`
- Warm up your application
- Create checkpoint using `jcmd`
- Checkpoint now also contains application

MANUAL CHECKPOINT

```
> java -XX:CRaCCheckpointTo=./tmp_manual_checkpoint -jar spring-petclinic-3.2.0.jar
```

START APPLICATION

MANUAL CHECKPOINT

```
> java -XX:CRaCCheckpointTo=./tmp_manual_checkpoint -jar spring-petclinic-3.2.0.jar
```

```
...
```

```
2023-11-29T11:57:28.625+01:00 INFO 3839 --- [main] o.s.b.w.embedded.tomcat.TomcatWebServer : Tomcat started on port 8080 (http)
with context path ''
2023-11-29T11:57:28.639+01:00 INFO 3839 --- [main] o.s.s.petclinic.PetClinicApplication : Started PetClinicApplication in
4.619 seconds (process running for 5.051)
Started up in 4997ms with PID: 3839
```

```
> jcmd 3839 JDK.checkpoint
```

CREATE CHECKPOINT

MANUAL CHECKPOINT

```
> java -XX:CRaCRestoreFrom=./tmp_manual_checkpoint
```

RESTORE FROM CHECKPOINT

MANUAL CHECKPOINT

```
> java -XX:CRaCRestoreFrom=./tmp_manual_checkpoint
```

```
2023-11-29T12:04:32.626+01:00 WARN 15512 --- [l-1 housekeeper] com.zaxxer.hikari.pool.HikariPool      : HikariPool-1 - Thread starvation  
or clock leap detected (housekeeper delta=1h28m32s17ms487µs256ns).  
2023-11-29T12:04:32.634+01:00 INFO 15512 --- [Attach Listener] o.s.c.support.DefaultLifecycleProcessor : Restarting Spring-managed  
lifecycle beans after JVM restore  
2023-11-29T12:04:32.642+01:00 INFO 15512 --- [Attach Listener] o.s.b.w.embedded.tomcat.TomcatWebServer : Tomcat started on port 8080 (http)  
with context path ''  
2023-11-29T12:04:32.644+01:00 INFO 15512 --- [Attach Listener] o.s.c.support.DefaultLifecycleProcessor : Spring-managed lifecycle restart  
completed (restored JVM running for 59 ms)
```

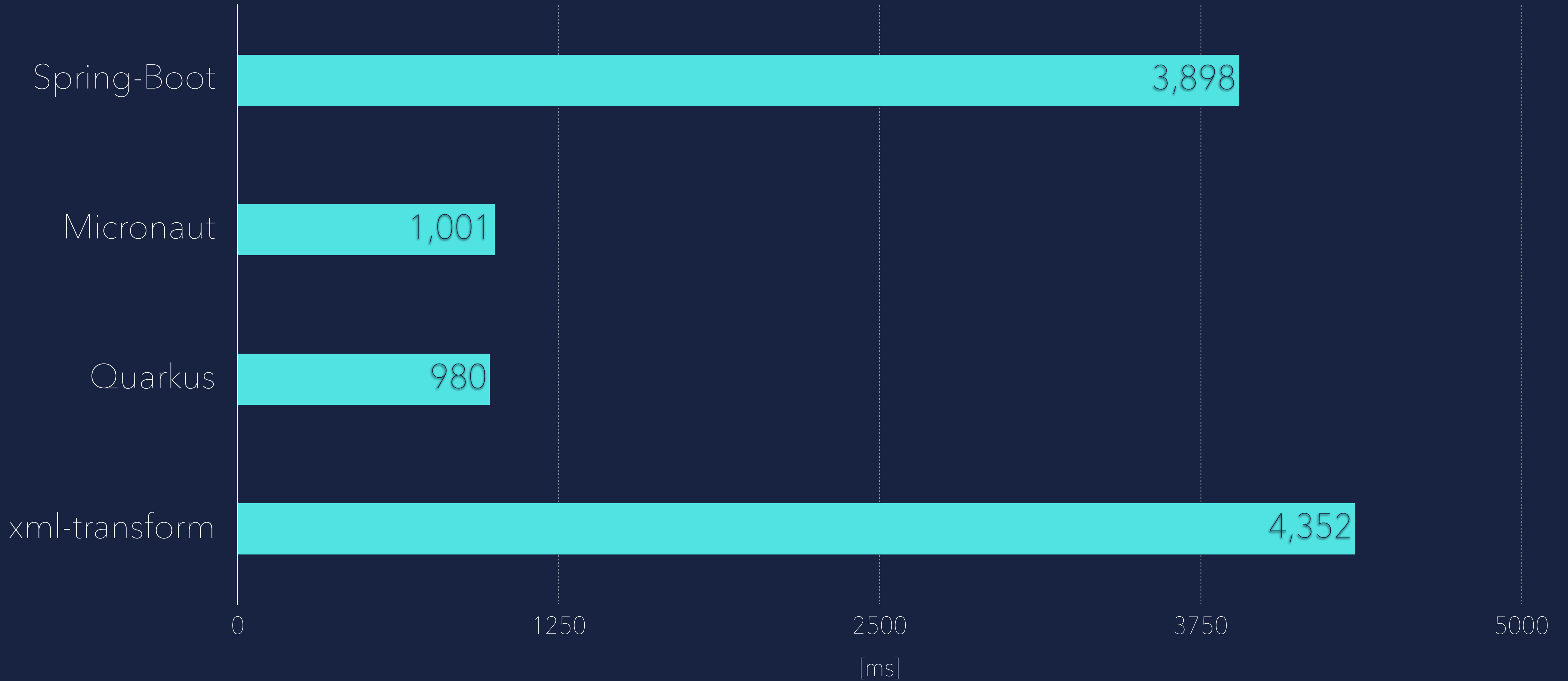
[https://github.com/
HanSolo/spring-petclinic](https://github.com/HanSolo/spring-petclinic)



OK...BUT

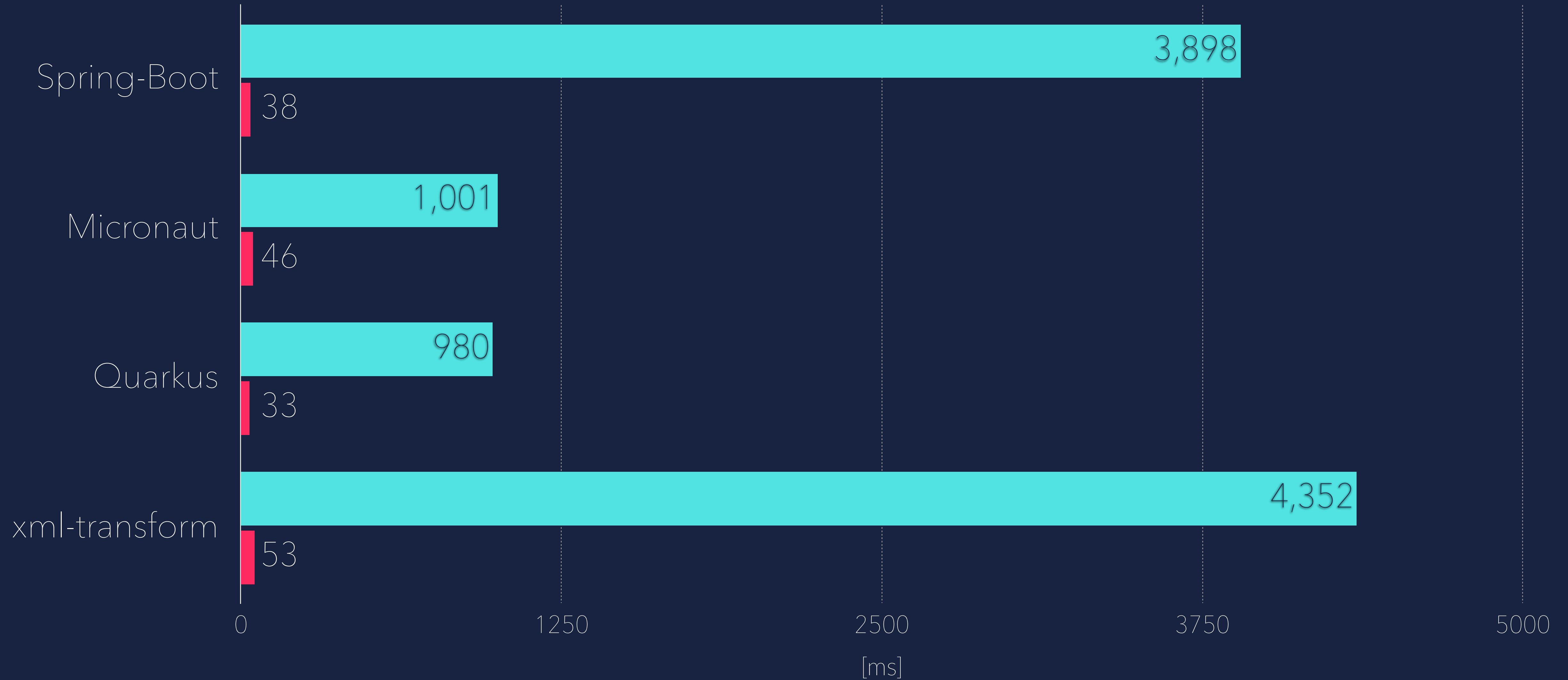
HOW GOOD IS IT...?

Time to first operation



■ OpenJDK

Time to first operation



■ OpenJDK

■ OpenJDK on CRaC

SpringBoot 3.2 PetClinic Demo

Standard

44 099 ms

0

1250

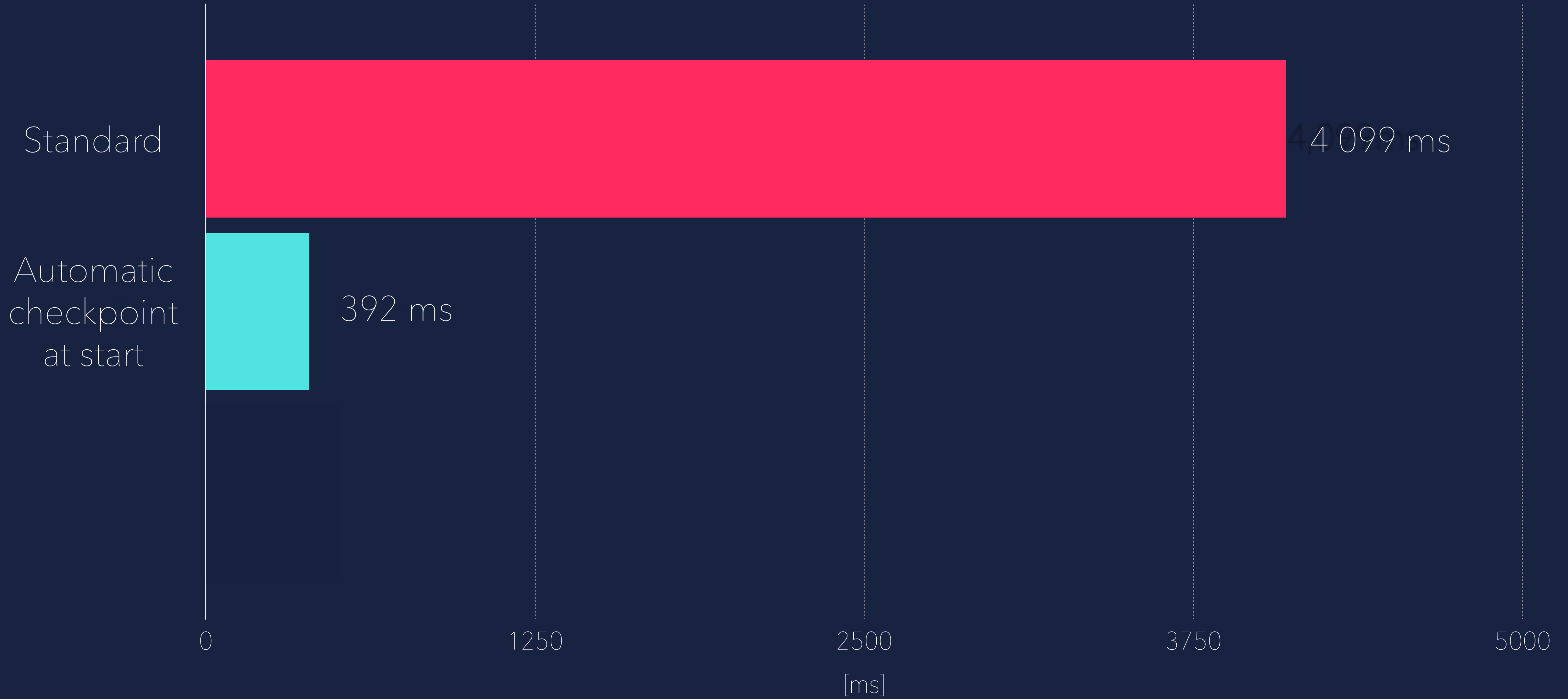
2500

3750

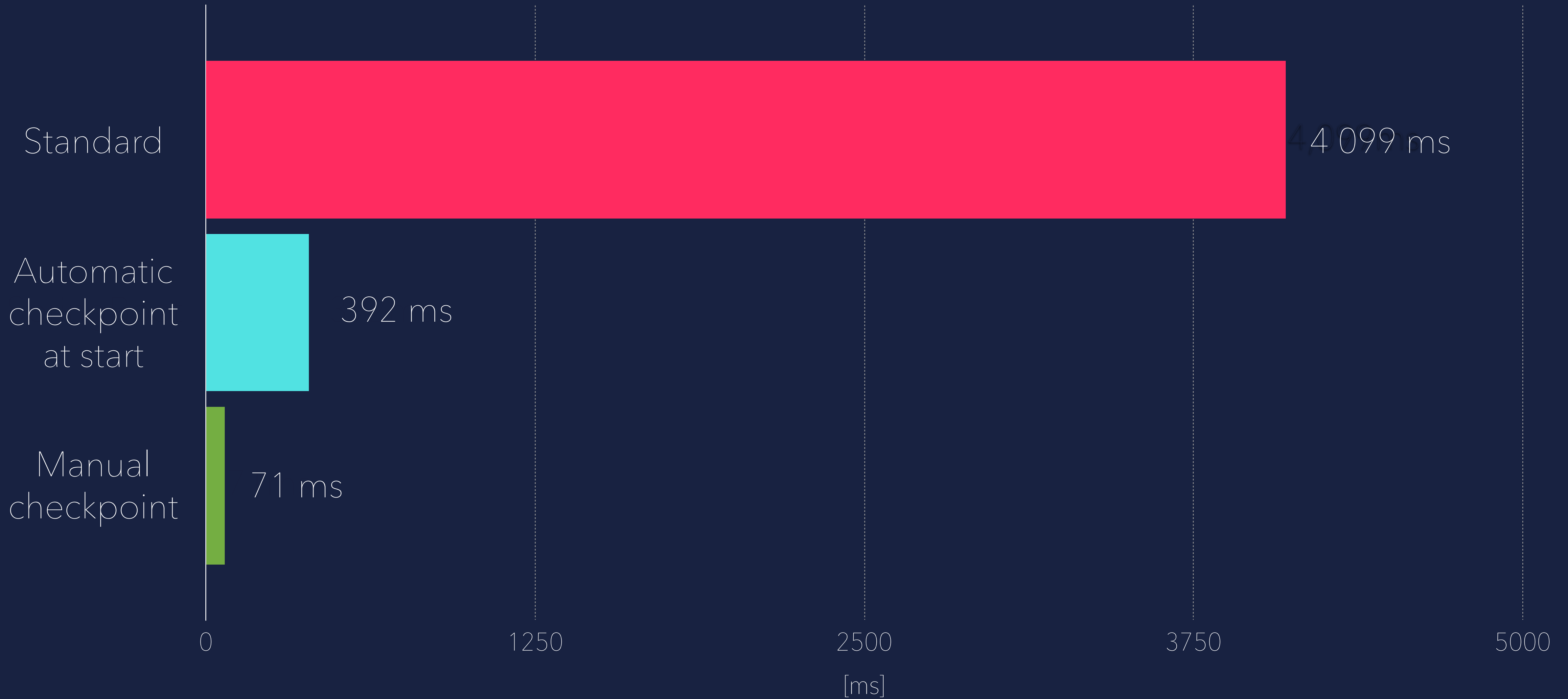
5000

[ms]

SpringBoot 3.2 PetClinic Demo



SpringBoot 3.2 PetClinic Demo



THE

FUTURE...

THE FUTURE...

- Non privileged mode

THE FUTURE...

- Non privileged mode
- Encryption and compression*

THE FUTURE...

- Non privileged mode
- Encryption and compression*
- Cloud native storage

THE FUTURE...

- Non privileged mode
- Encryption and compression*
- Cloud native storage
- Checkpoint after restore

THE FUTURE...

- Non privileged mode
- Encryption and compression*
- Cloud native storage
- Checkpoint after restore
- Full support on Windows and MacOS

SUMMARY...

SUMMARY...

- CRaC is a way to pause and restore a JVM based application

SUMMARY...

- CRaC is a way to pause and restore a JVM based application
- It doesn't require a closed world as with a native image

SUMMARY...

- CRaC is a way to pause and restore a JVM based application
- It doesn't require a closed world as with a native image
- Extremely fast time to full performance level

SUMMARY...

- CRaC is a way to pause and restore a JVM based application
- It doesn't require a closed world as with a native image
- Extremely fast time to full performance level
- No need for hotspot identification, method compiles, recompiles and deoptimisations

SUMMARY...

- CRaC is a way to pause and restore a JVM based application
- It doesn't require a closed world as with a native image
- Extremely fast time to full performance level
- No need for hotspot identification, method compiles, recompiles and deoptimisations
- Improved throughput from start

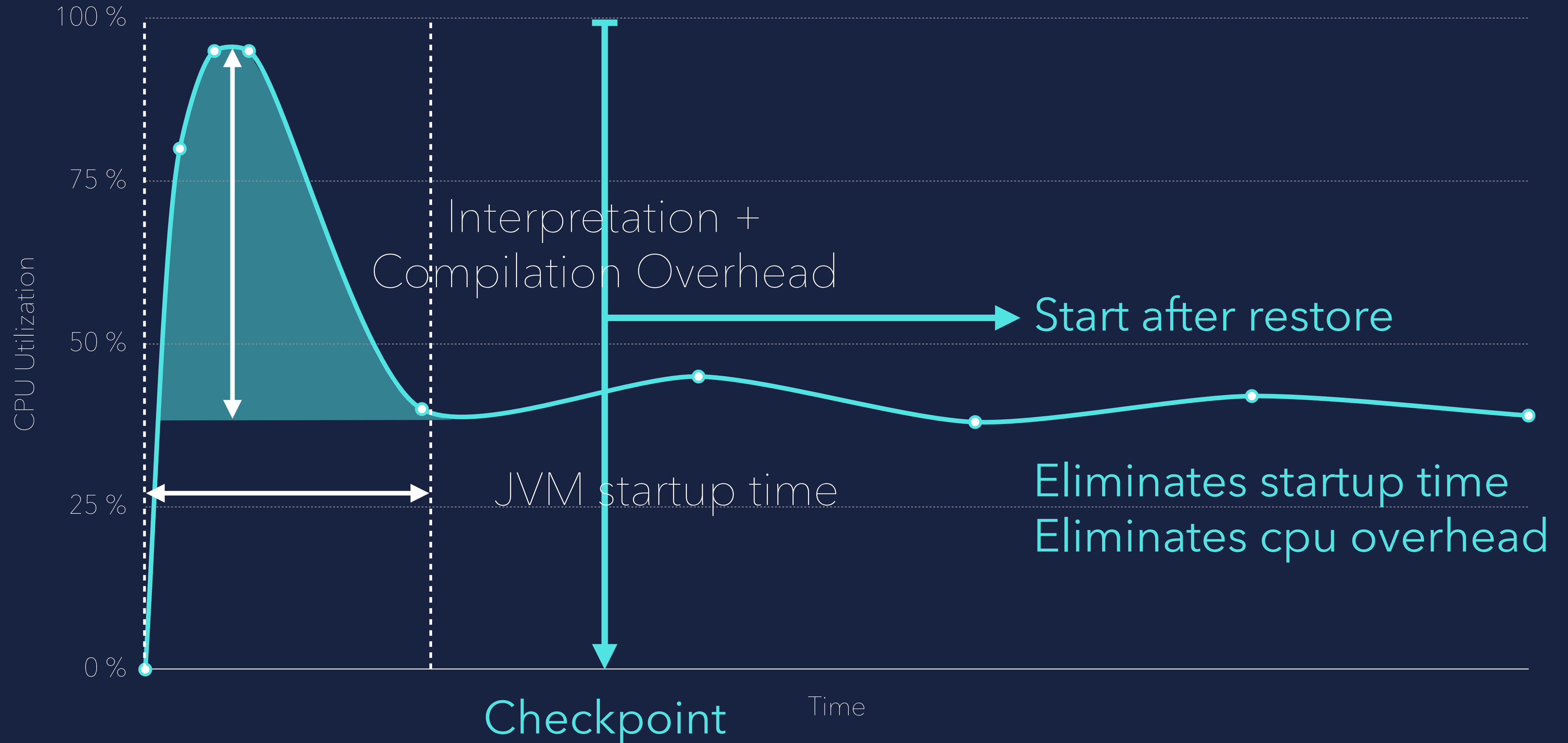
SUMMARY...

- CRaC is a way to pause and restore a JVM based application
- It doesn't require a closed world as with a native image
- Extremely fast time to full performance level
- No need for hotspot identification, method compiles, recompiles and deoptimisations
- Improved throughput from start
- CRaC is an OpenJDK project

SUMMARY...

- CRaC is a way to pause and restore a JVM based application
- It doesn't require a closed world as with a native image
- Extremely fast time to full performance level
- No need for hotspot identification, method compiles, recompiles and deoptimisations
- Improved throughput from start
- CRaC is an OpenJDK project
- CRaC can save infrastructure cost

INFRASTRUCTURE COST



WANNA

KNOW MORE ?

INFORMATION...

github.com/CRaC



DOWNLOAD...

azul.com


JDK 17.0.8 LINUX X64 / AARCH64



DOCUMENTATION...



THANK



YOU